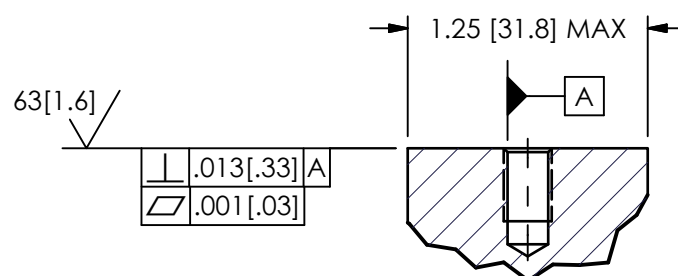
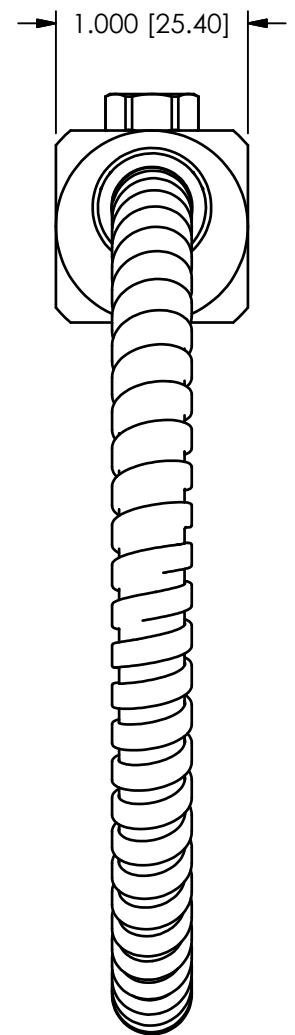
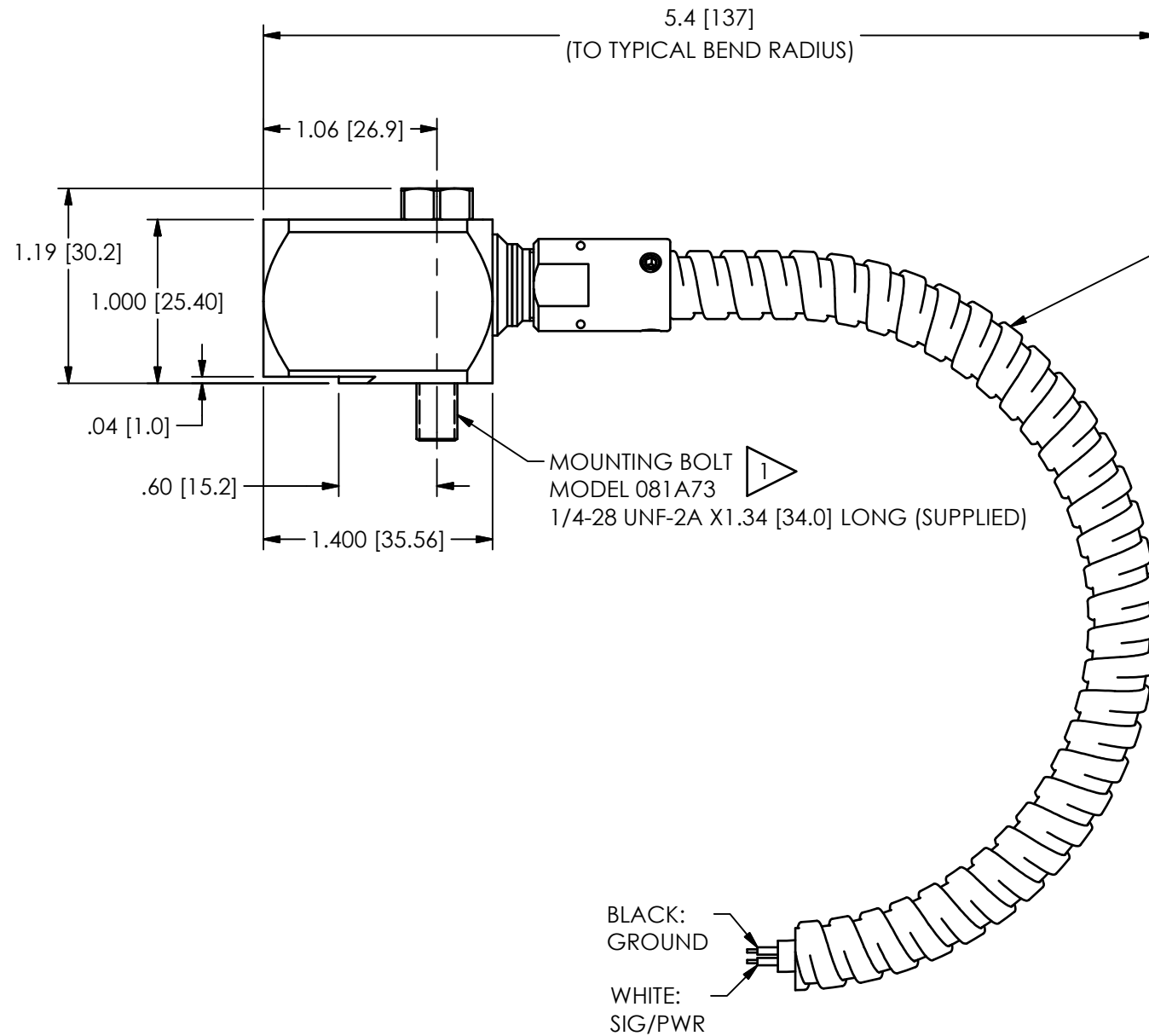


PCB Piezotronics Inc. claims proprietary rights in the information disclosed hereon. Neither it nor any reproduction thereof will be disclosed to others without the written consent of PCB Piezotronics Inc.

50108

REVISIONS		
REV	DESCRIPTION	DIN
A	ADDED MOUNTING HOLE PREP INFO	44844



**MOUNTING HOLE PREPARATION**  
 $\varnothing.218[5.54] \nabla .50[12.7] \text{ MIN}$   
 $1/4-28 \text{ UNF-2B} \nabla .38[9.7] \text{ MIN}$

**(M) OPTION**  
 $\varnothing.199[5.05] \nabla .50[12.7] \text{ MIN}$   
 $M6 \times 1.0-6H \nabla .38[9.7] \text{ MIN}$

1 FOR METRIC ACCELEROMETER USE METRIC MOUNTING BOLT MODEL M081A73, M6x1.0-6g X 1.34[34.0] LONG

UNLESS OTHERWISE SPECIFIED TOLERANCES ARE:		DRAWN		CHECKED		ENGINEER	
DIMENSIONS IN INCHES	DIMENSIONS IN MILLIMETERS [IN BRACKETS]	BB	11/30/15	ECB	11/30/15	BAM	11/30/15
DECIMALS XX ±.03 XXX ±.010	DECIMALS X ±0.8 XX ±0.25	TITLE					
ANGLES ± 2 DEGREES	ANGLES ± 2 DEGREES	INSTALLATION DRAWING ACCELEROMETER					
FILLETS AND RADII .003 - .005	FILLETS AND RADII 0.07 - 0.13						

**PCB PIEZOTRONICS**  
 3425 WALDEN AVE. DEPEW, NY 14043  
 (716) 684-0001 E-MAIL: sales@pcb.com

CODE IDENT. NO. 52681

DWG. NO. 50108

SCALE: FULL SHEET 1 OF 1