

VIBXPert® II VIBXPert® EX

Vibration analysis
Machine diagnostics
Data collection
Field balancing

Catalog



PRÜFTECHNIK
Condition Monitoring
info@pruftechnik.com

Edition: 12-2013
Order no.: LIT 53.700.EN

Legal notices

Both this catalog and the product it describes are copyrighted. All rights belong to the publisher. The catalog may not be copied, reproduced, translated or made accessible to a third party in any form, neither in its entirety nor as an excerpt.

No liability may be claimed against the publisher regarding the product described in this catalog. The publisher assumes no liability for accuracy of the catalog contents. Furthermore, under no circumstances may the publisher be held liable for direct or indirect damage of any kind resulting from use of the product or the catalog, even if the publisher has expressly indicated the potential for occurrence of such damage.

The publisher assumes no liability for any product defects. This warranty and liability limitation applies to all distributors and sales partners as well.

The trademarks mentioned in this catalog are generally noted as such and are the property of their owners. Lack of such designation does not imply, however, that names are not protected by trademark laws.

©PRÜFTECHNIK Condition Monitoring; all rights reserved

Contents

Chapter 1: VIBXPRT II

VIBXPRT II - Dual channel FFT data collector and signal analyzer	6
VIBXPRT II firmware structure	8

Order no.	Product description	Page
VIB 5.310-1E:	VIBXPRT II Data Collector package for 1-channel instrument.....	10
VIB 5.314-1E:	VIBXPRT II Data Collector package for 1-ch. instrument incl. OMNITREND.....	11
VIB 5.310-1:	VIBXPRT II Advanced package for 1-channel instrument.....	12
VIB 5.314-1:	VIBXPRT II Advanced package for 1-channel instrument incl. OMNITREND	13
VIB 5.310-2:	VIBXPRT II Advanced package for 2-channel instrument.....	14
VIB 5.314-2:	VIBXPRT II Advanced package for 2-channel instrument incl. OMNITREND	15
VIB 5.311-1UG :	Upgrade package ‚Data collector‘ to ‚Advanced / 1-channel‘	16
VIB 5.311-2UG :	Upgrade package ‚Data collector‘ to ‚Advanced / 2-channels‘	16
VIB 5.311-UOM:	Upgrade package ‚OMNITREND‘	16
VIB 6.142 RSET:	Transducer set for vibration measurements	17
VIB 5.387-HW:	VIBXPRT II transducer set for balancing with 1-channel instrument	18
VIB 5.386-HW:	VIBXPRT II transducer set for balancing with 2-channel instrument	19
VIB 5.388-HW:	VIBXPRT II transducer set for balancing with 2-channel instrument on low-speed machinery.....	20
VIB 5.320-INT:	VIBXPRT II charger	21
VIB 5.325:	VIBXPRT II rechargeable battery	22
VIB 5.324-SET:	VIBXPRT II charging station set.....	23
VIB 5.328:	VIBXPRT II case	24
VIB 5.356 :	VIBXPRT II carrying bag	25
VIB 5.354-CL :	VIBXPRT II sensor clip.....	25
VIB 5.354-GT :	VIBXPRT II carrying strap	25
VIB 5.354-HS :	VIBXPRT II hand strap	25
VIB 6.670 :	Headphones.....	26
VIB 5.436 :	Spiral connection cable for current line-drive accelerometer.....	27
VIB 5.437-2,9 :	Straight connection cable for current line-drive accelerometer, 2.9 meters	27
VIB 5.437-5 :	Straight connection cable for current line-drive accelerometer, 5 meters	27
VIB 5.444-5 :	Universal cable extension for analog measurement channel, 5 meters	28
VIB 5.339:	Cable extension for Current Linedrive accelerometer, 8 meters	29
VIB 5.438-0,5 :	Straight connection cable for ICP-type accelerometer, 0.5 meters, BNC-connector	30
VIB 5.422 :	Spiral connection cable for ICP-type accelerometer, MIL-connector	30
VIB 5.345-6 :	Cable extension for VIB 5.422, 6 meters, MIL-connector.....	30
VIB 5.432-2,9 :	Connection cable for RPM sensors.....	31
VIB 4.750-5 :	Cable extension for VIB 5.432-2,9	31
VIB 5.443 :	Connection cable for TTL trigger sensors	31
VIB 5.431 :	Cable for analog signal output	32
VIB 5.433 :	Cable adapter for the measurement of signal-low voltage with VIBXPRT II	33
VIB 5.434 :	Cable adapter for the measurement of signal-low current with VIBXPRT II	33
VIB 5.332 :	Keyphaser adapter for machine protection systems	34
VIB 5.449 :	Cable adapter for the VIB 6.195 accelerometer	35
VIB 5.341 :	VST 24V adapter for VIBXPRT II.....	36
VIB 5.342 :	Analog cable for VST 24V adapter.....	36
VIB 5.343 :	Digital cable for VST 24V adapter	36
VIB 5.344 :	VIBROTECTOR cable for VST 24V adapter.....	36
VIB 8.746-VS:	SPM adapter for VIBXPRT II.....	38
VIB 5.333 :	Cable adapter for TTL / strobe output.....	39
VIB 5.336 :	Cable adapter for triaxial accelerometer	40
VIB 6.655 :	Triaxial accelerometer for VIBXPRT II.....	41
VIB 5.346:	Connection cable, VIBXPRT II to VIBRONET field multiplexer	42
VIB 5.346-MUX :	BNC connection adapter for cable VIB 5.436	42
VIB 5.330 MUSB:	VIBXPRT II USB cable for peripheral devices (Master)	43
VIB 5.330 SUSB :	VIBXPRT II USB cable for communication (Slave).....	43
VIB 5.330 MEM :	VIBXPRT II adapter for USB pen drive	43
VIB 5.330-USB :	VIBXPRT II USB pen drive	43
VIB 5.331:	VIBXPRT II Ethernet cable.....	44
VIB 5.430-2:	Serial PC cable.....	45
VIB 8.981 :	OMNITREND for VIBXPRT, Software package	46
VIB 8.981-DR :	VIBXPRT device driver for OMNITREND	46
VIB 5.312-P :	PC licence for VIBXPRT II.....	46
VIB 8.982 :	OMNITREND ‚View‘ for VIBXPRT, Software package.....	46

Chapter 2: VIBXPERT EX

VIBXPERT EX – Intrinsically safe solution for mobile Condition Monitoring..... 50
 VIBXPERT EX firmware structure..... 52

Order no.	Product description	Page
VIB 5.360-1EEX:	VIBXPERT EX Basic package for 1-channel instrument.....	54
VIB 5.364-1EEX:	VIBXPERT EX Basic Trending package for 1-channel instrument.....	55
VIB 5.360-1EX:	VIBXPERT EX Diagnosis package for 1-channel instrument.....	56
VIB 5.360-2EX:	VIBXPERT EX Diagnosis package for 2-channel instrument.....	57
VIB 5.364-1EX:	VIBXPERT EX Trending package for 1-channel instrument.....	58
VIB 5.364-2EX:	VIBXPERT EX Trending package for 2-channel instrument.....	59
VIB 5.387-XHW:	VIBXPERT EX transducer set for balancing with 1-channel instrument.....	60
VIB 5.386-XHW:	VIBXPERT EX transducer set for balancing with 2-channel instrument.....	61
VIB 5.388-XHW:	VIBXPERT EX transducer set for balancing with 2-channel instrument on low-speed machinery.....	62
VIB 5.322:	VIBXPERT EX charger.....	63
VIB 5.329-X:	VIBXPERT EX case.....	64
VIB 5.355 :	VIBXPERT EX leather bag.....	65
VIB 5.354-LD :	VIBXPERT EX leather carrying strap.....	65
VIB 5.330-UNV :	Universal communication adapter for VIBXPERT EX.....	66
VIB 5.338 :	USB cable for VIBXPERT EX.....	66
VIB 5.332-X :	Keyphaser adapter for machine protection systems (VIBXPERT EX).....	68
VIB 5.433-X :	Cable adapter for the measurement of signal-low voltage with VIBXPERT EX.....	69
	Common cables for VIBXPERT EX and VIBXPERT II.....	71
VIB 8.981 :	OMNITREND for VIBXPERT, Software package.....	72
VIB 8.981-DR :	VIBXPERT device driver for OMNITREND.....	72
VIB 5.312-P :	PC licence for VIBXPERT II.....	72
VIB 8.982 :	OMNITREND ‚View‘ for VIBXPERT, Software package.....	72

Chapter 3: VIBXPERT II Balancer

VIBXPERT II Balancer - Field balancing in one plane or two planes 74
 VIBXPERT II Balancer firmware..... 75

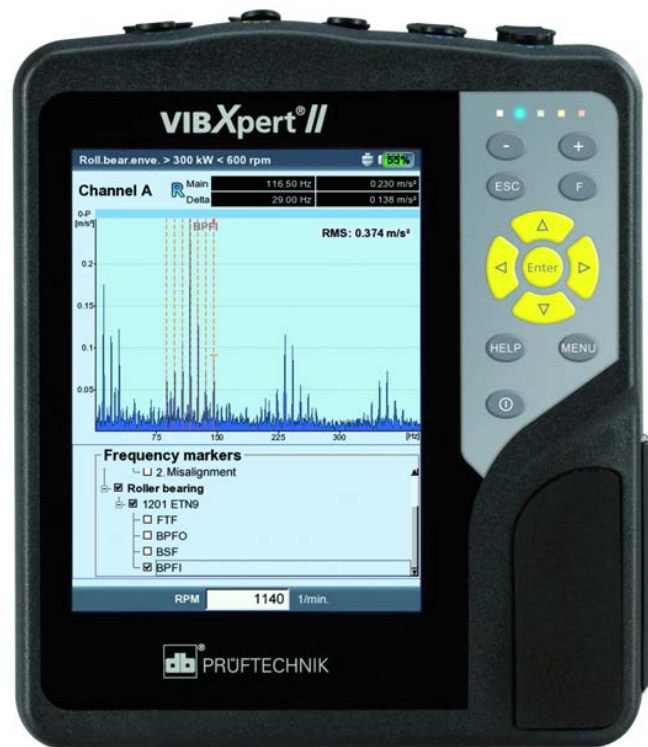
Order no.	Product description	Page
VIB 5.310 B:	VIBXPERT II Balancer package.....	76

Index

Index by order number..... 77

Chapter 1

VIBXPERT II




VIBXPert II - Dual channel FFT data collector and signal analyzer

1

2

3



VIBXPert II (VIB 5.310) is a high performance, full-featured FFT data collector and signal analyzer which allows easy condition monitoring of equipment found in many industries such as power generation, petrochemical, pulp and paper. VIBXPert II collects field data including vibration information, bearing condition, inspection and process data. Extensive analysis functions facilitate data analysis and condition diagnostics on site. For in-depth analysis, archiving and documentation VIBXPert II passes the collected information to the OMNITREND maintenance software.

Key features

- **Intuitive** to operate on its graphical user interface and effective use of color.
- **Fast** thanks to optimized measuring workflow and advanced processor technology.
- **Ergonomic** with a handy design and brilliant color display.
- **Powerful** due to many practical analysis functions and measuring templates.
- **Long-lived** with a long battery life and a large data memory.

Application

- Route-based data collection
- Vibration diagnosis
- One- or two-plane field balancing
- Acceptance measurement with machine templates
- Troubleshooting
- Multimeter
- Data logging
- Visual inspection

Analysis functions

- Overall values and process parameters
- Time waveform
- Amplitude/envelope spectrum
- Cepstrum
- Phase, cross-channel phase
- Orbit
- Static shaft position
- Runout analysis (shaft vibration)
- Bump test
- Coast-down/run-up test

- Order analysis
- Modal analysis
- Operating Deflection Shape Analysis (ODS)
- Transient capture
- Long-term recording
- Characteristic frequency markers
- Signal post-processing
- ISO standards for evaluation

Valuable additional features

- Printing of measurement reports
- Rugged hard case
- Extensive accessories
- Optional measuring functions that can be enabled by entering a password

Hardware

- Two true synchronous channel capabilities for diagnosis of complex machinery faults
- Replaceable compact flash cards
- Dust and splash proof (IP65) - ideal for use in demanding environments
- Analog connectors are compatible to VIBSCANNER
- Connector for type K thermocouples
- Signal output: headphones and strobe light

Ergonomics

- Large backlit VGA color display for easy reading, comprehensive data presentation and interpretation
- LED traffic light display: results evaluation according to ISO standards or user-defined alarm thresholds
- Daylight sensor controls keyboard illumination
- Easy-to-use navigation key pad
- Icon based user interface
- Color-coded cable connectors
- Online context sensitive HELP.

Power supply

- Powered by the latest Lithium-Ion battery technology for at least 8 hours operation
- Smart internal battery charging
- Power management (display illumination)

Communication

- Fully networkable
- PC connection via USB, Ethernet, RS232.

Technical data

PARAMETER		VIB 5.310
Input Channels	Analog, 2x	Voltage (AC/DC, ± 30 V max.) Current (AC/DC, ± 30 mA max.) ICP-type accelerometer (2 mA, 24 V max.) Current Linedrive (CLD) accelerometer (10 V, 10 mA max.)
	Frequency range	DC ... 51.2 kHz (Acceleration from 0.5 Hz)
	Dynamic range	96 dB (measurement) / 136 dB (total)
	Sampling frequency	up to 131 kHz per channel
	Impedance	90 kOhm, w/ cable VIB 5.433
	Analog, 1x	Thermocouple (type K)
	Digital (1+1 Pulse/ Tacho), 1x	RPM, Trigger, Keyphaser with pulse and AC signals: 0 V ... +26 V or -26 V ... 0 V
	Max. input voltage	± 26 V
	Switching threshold for 0 V ... +26 V signal	max. 2.5 V rising, min. 0.6 V falling
	Switching threshold for -26 V ... 0 V signal	min. -8 V rising, max. -10 V falling
Pulse width	< 0.1 ms	
Output Channels	Stroboscope control	TTL output
	Frequency range	0 ... 500 Hz
	Resolution	0.05 Hz
	Signal-Out	Connection for headphones to listen to the analog input signal; signal processing (oscilloscope)
	Frequency range	0.5 Hz ... 40 kHz
	Output impedance	100 Ohm
Meas. range / Accuracy	Vibration acceleration	depends on the transducer connected
	Shock pulse	-10 ... 80 dBsv / ± 3 dBsv
	RPM	10 ... 200 000 min^{-1} / $\pm 0.1\%$ or $\pm 1 \text{ min}^{-1}$ (the lower accuracy is applicable)
	Temperature type K	-50 ... +1000°C / 1% or $\pm 1^\circ\text{C}$ (the lower accuracy is applicable)
	Standards fulfilled	Frequency response according to ISO 2954
Display	Type	TFT-LCD, backlit
	Pixel area	116 x 87 mm
	Resolution	VGA (640 x 480 pixel) with 140 ppi
	Color depth	18 bit (262144 colors)
Power supply	Battery type	Li Ion rechargeable battery pack (7.2V / 4.8Ah - 34 Wh)
	Charging time	< 5 hours in the device or external with optional charging station
	Charger, input	110-240 V / 50-60 Hz
	Charging temperature	0°C ... +50°C
Computer	Processor	Marvell PXA320 806 MHz
	Keyboard	1 navigation pad and 7 keys (Zoom, Escape, Function, Help, Menu, On/Off); Keyboard illumination controlled by ambient light.
	Memory	Internal: 128 MB DDR RAM; Compact Flash: 2 GB ... 8 GB
	Serial interface	RS 232, <115 kBaud
	USB interface	USB host for printing; USB slave for data exchange with OMNITREND
	Ethernet interface	100 Mbit (100Base T), 10 Mbit (10Base T)
	Printing	Direct printing of measurement reports via the USB port Compatible printer types: HP, Epson and other printers with USB connection
Environment / General	Connectors	Analog / Digital channels: MiniSnap socket Thermocouple (type K): QLA socket; all compatible to VIBSCANNER
	Housing	ABS plastics
	Dimensions	186 x 162 x 52 mm (LxWxH)
	Weight	approx. 1.1 kg
	IP rating	IP65, dust and splash-proofed
	Temperature range	-10°C ... +60°C (Operation) -20°C ... +60°C (Storage)

1

2

3

VIBXPRT II firmware structure

1 The functionality of the modular VIBXPRT II firmware can be expanded as required by a password. The standard firmware can be upgraded with the following firmware modules:

- 2**
- Recording (VIB 5.315-REC)
 - Balancing (VIB 5.316-BAL)
 - ODS / Modal analysis (VIB 5.319-ODS)

3 The VIBXPRT II Advanced packages contain the standard firmware for the 1-channel or the 2-channel instrument respectively.

1-channel data collector

In addition to the 'Advanced' version, VIBXPRT II is available as a pure 1-channel data collector in one of the two 'Data collector' packages (VIB 5.310-1E or VIB 5.314-1E respectively). The appropriate firmware, 'E-Registration' (VIB 5.318-E) has a limited functionality and provides

- Route-base data collection
- Vibration analysis using spectra
- Vibration analysis using time waveforms

An upgrade to the 'Advanced' version is possible with the appropriate upgrade package (see next page).

Features of the standard firmware

PARAMETER		VIB 5.311 / VIB 5.311-CH2
Operating modes	Multimode, Characteristic Overall Values	<ul style="list-style-type: none"> • Vibration (Acceleration, Velocity, Displacement) • Current, Voltage (AC / DC) • Shock pulse (bearing condition) • Temperature • Rotational speed
	Multimode, Signals	<ul style="list-style-type: none"> • Amplitude spectrum for accel., velocity, displacement, current, voltage • Envelope spectrum for acceleration, velocity, shock pulse, current, voltage • Time waveform for acceleration, velocity, displacement, current, voltage • Phase measurement (polar diagram) • Impact test w/o recording of the exciting force • Runup/ Coast down analysis as phase / overall value/ spectrum over RPM (display as Bode or Nyquist diagram (phase - RPM)) with 2-channel firmware only (VIB 5.311-CH2): <ul style="list-style-type: none"> • 2-channel measurements with trigger • Orbit (filtered / unfiltered) • Cepstrum • Cross channel phase measurement • Impact test for natural frequency analysis on a shutdown or running machine* • ODS - Operation deflecting shape analysis* * requires optional firmware module VIB 5.319-ODS
	Machine templates	Machine-specific templates for repetitive measurement tasks used for acceptance tests or service measurements.
	Route	<ul style="list-style-type: none"> • Set of measurement tasks for machine condition monitoring and diagnosis • Route guidance via tree / list view or machine graphics • Optimizer levels, TrendingSpectrum, 'Near location' mode for rapid data collection
Analysis functions	Cursor	single, delta, harmonics, sub harmonics, sideband cursor
	Frequency markers	Fixed and RPM-variable characteristic frequencies for machines, roller bearings and gearboxes can be displayed in 'Template' and 'Route' mode
	Alarm bands	Narrow band monitoring of damage frequencies (route mode only)
	Max 10 values	List of the 10 highest amplitudes in the spectrum
Measurement functions	Results display	<ul style="list-style-type: none"> • Linear scaling, Logarithmic scaling (Y axis) • Trend, Cascade diagram (waterfall), Polar plot • Order scaling for amplitude / envelope spectrum • Sound spectrum (octave / third octave bars)
	Multi Meas. tasks	Combination of several measurements in one task.
	Averaging	<ul style="list-style-type: none"> • none (not for temperature), • linear (not for time waveform), • peak hold (not for time waveform and temperature), • exponential (not for time waveform & temperature), • time-synchronous (time waveform, spectrum, balancing)
	Trigger modes	Free running, external (time-synchronous), internal Amplitude, Edge, Pre and post triggered.
	FFT	F_{max} : between 0.5 Hz and 10 Hz programmable F_{min} : between 200 Hz and 51.2 kHz programmable Lines: 400, 800, 1600, 3200, 6400, 12800, 25600, 51200, 102400 Window: Rectangular, Hanning, Hamming, Blackman, Bartlett, Flattop, Kaiser

Features of the optional firmware modules

RECORDING		VIB 5.315-REC
Features	Short-term recording	<ul style="list-style-type: none"> • Characteristic overall values, phase, spectrum and time waveform • Pre- and post history
	Start / stop triggering	time, rpm, threshold, manual
	Recording duration	approx. 10 minutes for time waveform with 512 Hz sampling rate
	Time waveform recorder	Continuous long-term signal recording
	Recording duration	approx. 132 hours with 512 Hz sampling rate and 2 GB CF card

Use of the time waveform recorder requires registration of either the

- VIB 5.318-E, E-Registration module or the
 - VIB 5.311, 1-channel measurements module.
- Also, the 'Advanced file export' software module VIB 8.984 is required to export data.

BALANCING		VIB 5.316-BAL
Features	Meas. quantities	Vibration velocity, acceleration, displacement
	Balancing modes	One-plane balancing with vibration minimization in the second plane Balancing in two planes under operating conditions
	Correction type	Fixed location, Fixed mass, Tape measure, Free correction
	Operation	Graphical user interface with machine icons and on-screen instructions
	Additional measurement tasks	Diagnosis measurements for detecting an imbalance (characteristic overall value, spectrum, time waveform, phase)
	Add. averaging type	Unlimited averaging if the imbalance pointer is unstable

Additional measurement equipment required for balancing is available in a separate package:

- VIB 5.387-HW: 1-channel instrument
- VIB 5.386-HW: 2-channels instrument

ODS /MODALANALYSIS		VIB 5.319-ODS
Features	Bump test with modal hammer	Analysis of operation-critical mode shapes, Visualization of the dynamic behavior of a structure
	Results display	Transmission function, Coherence function
	Add. averaging type	Negative averaging for measurements on a running machine
	ODS	Structure analysis on running machine

Use of this module requires registration of the modules:

- VIB 5.311, 1-channel measurements, and
- VIB 5.311-CH2, 2-channel measurements.

Also, the 'Advanced file export' software module VIB 8.984 is required to export data.

VIBXPERT II Upgrade Matrix

		<u>ex</u> OMNITREND		<u>with</u> OMNITREND		
		Advanced packg. 1-channel instr. VIB 5.310-1	Advanced packg. 2-channel instr. VIB 5.310-2	Data collector packg. 1-channel instr. VIB 5.314-1E	Advanced package 1-channel instr. VIB 5.314-1	Advanced package 2-channel instr. VIB 5.314-2
<u>ex</u> OMNITREND	Data collector packg. 1-channel instrument VIB 5.310-1E	VIB 5.311-1UG	VIB 5.311-2UG	VIB 5.311-UOM	VIB 5.311-1UG VIB 5.311-UOM VIB 8.115	VIB 5.311-2UG VIB 5.311-UOM VIB 8.115
	Advanced package 1-channel instrument VIB 5.310-1	N/A	VIB 5.311-CH2 VIB 6.142RSET	N/A	VIB 5.311-UOM VIB 8.115	VIB 5.311-CH2 VIB 6.142RSET VIB 5.311-UOM VIB 8.115
	Advanced package 2-channel instrument VIB 5.310-2	N/A	N/A	N/A	N/A	VIB 5.311-UOM VIB 8.115
<u>with</u> /	Data collector packg. 1-channel instrument VIB 5.314-1E	N/A	N/A	N/A	VIB 5.311-1UG VIB 8.115	VIB 5.311-2UG VIB 8.115
	Advanced package 1-channel instrument VIB 5.314-1	N/A	N/A	N/A	N/A	VIB 5.311-CH2 VIB 6.142RSET

VIB 8.115 = OMNITREND Web Certificate, single user

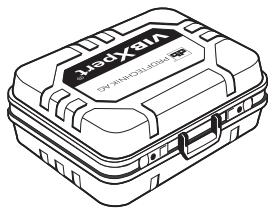


VIB 5.310-1E: VIBXPert II Data Collector package for 1-channel instrument

1

2

3



VIB 5.328



VIB 8.970




LIT 01.800



VIB 5.310

VIB 5.356



VIB 5.320-INT



VIB 6.142 R



VIB 3.420



LIT 53.201
LIT 53.202
LIT 53.102



VIB 5.330 SUSB



VIB 5.436



VIB 5.318-E

Description

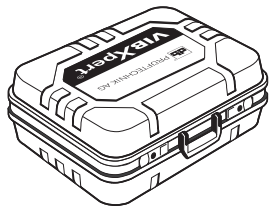
The Data Collector packages include the basic equipment for data collection and machine diagnostics with VIBXPert II. The instrument features the firmware 'E-Registration' and provides one measurement channel.

The Software CD (VIB 8.970) contains a demo version of the OMNITREND PC software as well as tools and firmware for VIBXPert II. The Documentation CD (LIT 01.800) provides latest catalogs, brochures and manuals in PDF format.

Scope of supply

- VIB 5.310 VIBXPert II instrument, incl. rechargeable battery VIB 5.325
- VIB 5.318-E E-registration firmware certificate
- VIB 5.320-INT VIBXPert II charger
- VIB 5.328 VIBXPert II case
- VIB 5.330SUSB USB cable, PC communication
- VIB 5.356 VIBXPert II carrying bag
- VIB 5.436 Spiral cable for Current line-drive transducers
- VIB 6.142 R Accelerometer for standard machines
- VIB 3.420 Magnetic holder for curved mounting surfaces
- LIT 53.201.EN VIBXPert II manual
- LIT 53.102.EN VIBXPert II short instructions
- LIT 53.202.EN VIBXPert II balancing manual
- LIT 01.800 CD ROM, Condition Monitoring catalogs, brochures, magazines
- VIB 8.970 CD ROM, Condition Monitoring software & firmware (incl. OMNITREND demo ver.)

VIB 5.314-1E: VIBXPERT II Data Collector package for 1-ch. instrument incl. OMNITREND



VIB 5.328



VIB 8.981

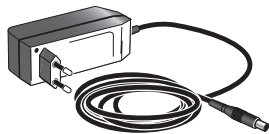


LIT 01.800



VIB 5.310

VIB 5.356



VIB 5.320-INT



VIB 6.142 R



VIB 3.420



VIB 9.631
LIT 53.201
LIT 53.202
LIT 53.102



VIB 5.330 SUSB



VIB 5.436



VIB 5.318-E
VIB 5.312-P

Description

The Data Collector packages include the basic equipment for data collection and machine diagnostics with VIBXPERT II. The instrument features the firmware 'E-Registration' and provides one measurement channel.

The Software CD (VIB 8.981) contains the full version of the OMNITREND PC software as well as tools and firmware for VIBXPERT II. The Documentation CD (LIT 01.800) provides latest catalogs, brochures and manuals in PDF format.

Scope of supply

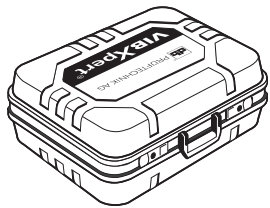
- VIB 5.310 VIBXPERT II instrument, incl. rechargeable battery VIB 5.325
- VIB 5.312-P PC licence for VIBXPERT II
- VIB 5.318-E E-registration firmware certificate
- VIB 5.320-INT VIBXPERT II charger
- VIB 5.328 VIBXPERT II case
- VIB 5.330SUSB USB cable, PC communication
- VIB 5.356 VIBXPERT II carrying bag
- VIB 5.436 Spiral cable for Current line-drive transducers
- VIB 6.142 R Accelerometer for standard machines
- VIB 3.420 Magnetic holder for curved mounting surfaces
- LIT 53.201.EN VIBXPERT II manual
- LIT 53.102.EN VIBXPERT II short instructions
- LIT 53.202.EN VIBXPERT II balancing manual
- LIT 01.800 CD ROM, Condition Monitoring catalogs, brochures, magazines
- VIB 8.981 OMNITREND for VIBXPERT, PC software
- VIB 9.631.G OMNITREND getting started manual

VIB 5.310-1: VIBXPert II Advanced package for 1-channel instrument

1

2

3



VIB 5.328



VIB 8.970




LIT 01.800



VIB 5.310

VIB 5.356



VIB 5.320-INT



VIB 6.142 R



VIB 3.420



LIT 53.201
LIT 53.202
LIT 53.102



VIB 5.330 SUSB



VIB 5.436



VIB 5.311

Description

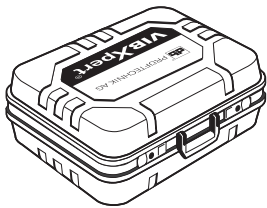
The Advanced packages include the basic equipment for data collection and machine diagnostics with VIBXPert II. The instrument is available as 1-channel or 2-channel version featuring the Standard firmware.

The Software CD (VIB 8.970) contains a demo version of the OMNITREND PC software as well as tools and firmware for VIBXPert II. The Documentation CD (LIT 01.800) provides latest catalogs, brochures and manuals in PDF format.

Scope of supply

- VIB 5.310 VIBXPert II instrument, incl. rechargeable battery VIB 5.325
- VIB 5.311 1-channel standard firmware certificate
- VIB 5.320-INT VIBXPert II charger
- VIB 5.328 VIBXPert II case
- VIB 5.330SUSB USB cable, PC communication
- VIB 5.356 VIBXPert II carrying bag
- VIB 5.436 Spiral cable for Current line-drive transducers
- VIB 6.142 R Accelerometer for standard machines
- VIB 3.420 Magnetic holder for curved mounting surfaces
- LIT 53.201.EN VIBXPert II manual
- LIT 53.102.EN VIBXPert II short instructions
- LIT 53.202.EN VIBXPert II balancing manual
- LIT 01.800 CD ROM, Condition Monitoring catalogs, brochures, magazines
- VIB 8.970 CD ROM, Condition Monitoring software & firmware (incl. OMNITREND demo ver.)

VIB 5.314-1: VIBXPERT II Advanced package for 1-channel instrument incl. OMNITREND



VIB 5.328



VIB 8.981

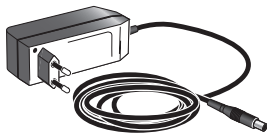


LIT 01.800



VIB 5.310

VIB 5.356



VIB 5.320-INT



VIB 6.142 R



VIB 3.420



VIB 9.631
LIT 53.201
LIT 53.202
LIT 53.102



VIB 5.330 SUSB



VIB 5.436



VIB 5.311
VIB 5.312-P
VIB 8.115

Description

The Advanced packages include the basic equipment for data collection and machine diagnostics with VIBXPERT II. The instrument is available as 1-channel or 2-channel version featuring the Standard firmware.

The Software CD (VIB 8.981) contains the full version of the OMNITREND PC software as well as tools and firmware for VIBXPERT II. The Documentation CD (LIT 01.800) provides latest catalogs, brochures and manuals in PDF format.

Scope of supply

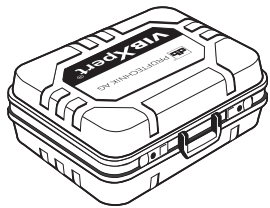
VIB 5.310	VIBXPERT II instrument, incl. rechargeable battery VIB 5.325
VIB 5.311	1-channel standard firmware certificate
VIB 5.312-P	PC licence for VIBXPERT II
VIB 5.320-INT	VIBXPERT II charger
VIB 5.328	VIBXPERT II case
VIB 5.330SUSB	USB cable, PC communication
VIB 5.356	VIBXPERT II carrying bag
VIB 5.436	Spiral cable for Current line-drive transducers
VIB 6.142 R	Accelerometer for standard machines
VIB 3.420	Magnetic holder for curved mounting surfaces
LIT 53.201.EN	VIBXPERT II manual
LIT 53.102.EN	VIBXPERT II short instructions
LIT 53.202.EN	VIBXPERT II balancing manual
LIT 01.800	CD ROM, Condition Monitoring catalogs, brochures, magazines
VIB 8.981	OMNITREND for VIBXPERT, PC software
VIB 9.631.G	OMNITREND getting started manual
VIB 8.115	OMNITREND web, single user certificate

VIB 5.310-2: VIBXPert II Advanced package for 2-channel instrument

1

2

3



VIB 5.328



VIB 8.970




LIT 01.800



VIB 5.310

VIB 5.356



VIB 5.320-INT




VIB 6.142 R



VIB 3.420



LIT 53.201
LIT 53.202
LIT 53.102



VIB 5.436



VIB 5.330 SUSB



VIB 5.311
VIB 5.311-CH2

Description

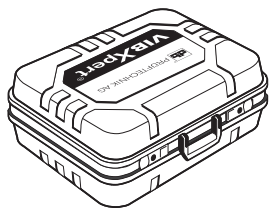
The Advanced packages include the basic equipment for data collection and machine diagnostics with VIBXPert II. The instrument is available as 1-channel or 2-channel version featuring the Standard firmware.

The Software CD (VIB 8.970) contains a demo version of the OMNITREND PC software as well as tools and firmware for VIBXPert II. The Documentation CD (LIT 01.800) provides latest catalogs, brochures and manuals in PDF format.

Scope of supply

- VIB 5.310 VIBXPert II instrument, incl. rechargeable battery VIB 5.325
- VIB 5.311 1-channel standard firmware certificate
- VIB 5.311-CH2 2-channel standard firmware certificate
- VIB 5.320-INT VIBXPert II charger
- VIB 5.328 VIBXPert II case
- VIB 5.330SUSB USB cable, PC communication
- VIB 5.356 VIBXPert II carrying bag
- VIB 5.436 Spiral cable for Current line-drive transducers, 2x
- VIB 6.142 R Accelerometer for standard machines, 2x
- VIB 3.420 Magnetic holder for curved mounting surfaces, 2x
- LIT 53.201.EN VIBXPert II manual
- LIT 53.102.EN VIBXPert II short instructions
- LIT 53.202.EN VIBXPert II balancing manual
- LIT 01.800 CD ROM, Condition Monitoring catalogs, brochures, magazines
- VIB 8.970 CD ROM, Condition Monitoring software & firmware (incl. OMNITREND demo ver.)

VIB 5.314-2: VIBXPert II Advanced package for 2-channel instrument incl. OMNITREND



VIB 5.328



VIB 8.981




LIT 01.800



VIB 5.310

VIB 5.356



VIB 5.320-INT




VIB 6.142 R



VIB 3.420



VIB 9.631
LIT 53.201
LIT 53.202
LIT 53.102



VIB 5.436



VIB 5.311
VIB 5.311-CH2
VIB 5.312-P
VIB 8.115



VIB 5.330 SUSB

Description

The Advanced packages include the basic equipment for data collection and machine diagnostics with VIBXPert II. The instrument is available as 1-channel or 2-channel version featuring the Standard firmware.

The Software CD (VIB 8.981) contains the full version of the OMNITREND PC software as well as tools and firmware for VIBXPert II. The Documentation CD (LIT 01.800) provides latest catalogs, brochures and manuals in PDF format.

Scope of supply

- VIB 5.310 VIBXPert II instrument, incl. rechargeable battery VIB 5.325
- VIB 5.311 1-channel standard firmware certificate
- VIB 5.311-CH2 2-channel standard firmware certificate
- VIB 5.312-P PC licence for VIBXPert II
- VIB 5.320-INT VIBXPert II charger
- VIB 5.328 VIBXPert II case
- VIB 5.330SUSB USB cable, PC communication
- VIB 5.356 VIBXPert II carrying bag
- VIB 5.436 Spiral cable for Current line-drive transducers, 2x
- VIB 6.142 R Accelerometer for standard machines, 2x
- VIB 3.420 Magnetic holder for curved mounting surfaces, 2x
- LIT 53.201.EN VIBXPert II manual
- LIT 53.102.EN VIBXPert II short instructions
- LIT 53.202.EN VIBXPert II balancing manual
- LIT 01.800 CD ROM, Condition Monitoring catalogs, brochures, magazines
- VIB 8.981 OMNITREND for VIBXPert, PC software
- VIB 9.631.G OMNITREND getting started manual
- VIB 8.115 OMNITREND web, single user certificate

VIBXPERT II upgrades

1

VIB 5.311-1UG : Upgrade package ‚Data collector‘ to ‚Advanced / 1-channel‘

VIB 5.311-2UG : Upgrade package ‚Data collector‘ to ‚Advanced / 2-channels‘


VIB 5.311-UOM: Upgrade package ‚OMNITREND‘

2

3



VIB 6.142 R



VIB 5.436



VIB 3.420



VIB 8.981



VIB 9.631



VIB 5.311
VIB 5.311-CH2
VIB 5.312-P

The upgrade packages extend the functionality and options of the instrument. The matrix below shows the possible upgrade options.

Content VIB 5.311-1UG:

VIB 5.311 1-channel standard firmware certificate

Content VIB 5.311-2UG:

VIB 5.311 1-channel standard firmware certificate

VIB 5.311-CH2 2-channel standard firmware certificate

VIB 5.436 Spiral cable for Current line-drive transducers

VIB 6.142 R Accelerometer for standard machines

VIB 3.420 Magnetic holder for curved mounting surfaces

Content VIB 5.311-UOM:

VIB 8.981 OMNITREND for VIBXPERT, PC software

VIB 9.631.G OMNITREND getting started manual

VIB 5.312-P PC licence for VIBXPERT II

VIBXPERT II Upgrade Matrix

		<u>ex</u> OMNITREND		<u>with</u> OMNITREND		
		Advanced packg. 1-channel instr. VIB 5.310-1	Advanced packg. 2-channel instr. VIB 5.310-2	Data collector packg. 1-channel instr. VIB 5.314-1E	Advanced package 1-channel instr. VIB 5.314-1	Advanced package 2-channel instr. VIB 5.314-2
<u>ex</u> OMNITREND	Data collector packg. 1-channel instrument VIB 5.310-1E	VIB 5.311-1UG	VIB 5.311-2UG	VIB 5.311-UOM	VIB 5.311-1UG VIB 5.311-UOM VIB 8.115	VIB 5.311-2UG VIB 5.311-UOM VIB 8.115
	Advanced package 1-channel instrument VIB 5.310-1	N/A	VIB 5.311-CH2 VIB 6.142RSET	N/A	VIB 5.311-UOM VIB 8.115	VIB 5.311-CH2 VIB 6.142RSET VIB 5.311-UOM VIB 8.115
	Advanced package 2-channel instrument VIB 5.310-2	N/A	N/A	N/A	N/A	VIB 5.311-UOM VIB 8.115
<u>with</u> /	Data collector packg. 1-channel instrument VIB 5.314-1E	N/A	N/A	N/A	VIB 5.311-1UG VIB 8.115	VIB 5.311-2UG VIB 8.115
	Advanced package 1-channel instrument VIB 5.314-1	N/A	N/A	N/A	N/A	VIB 5.311-CH2 VIB 6.142RSET

VIB 6.142 RSET: Transducer set for vibration measurements



VIB 6.142 R



VIB 3.420



VIB 5.436

Description

This package contains the hardware components for vibration measurements with VIBXPERT II.

Scope of supply

VIB 5.436	Spiral cable for Current line-drive transducers
VIB 6.142 R	Accelerometer for standard machines
VIB 3.420	Magnetic holder for curved mounting surfaces

1

2

3

VIB 5.387-HW: VIBXPERT II transducer set for balancing with 1-channel instrument

1

2

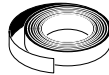
3



VIB 6.147



VIB 3.420



VIB 3.306



VIB 6.631



VIB 6.632



MiniSnap

VIB 5.437-2,9

TNC



MiniSnap

VIB 5.432-2,9

BINDER

Description

This package extends the functionality of any VIBXPERT II instrument to include rotor balancing, with on-screen user guidance through the streamlined procedure.

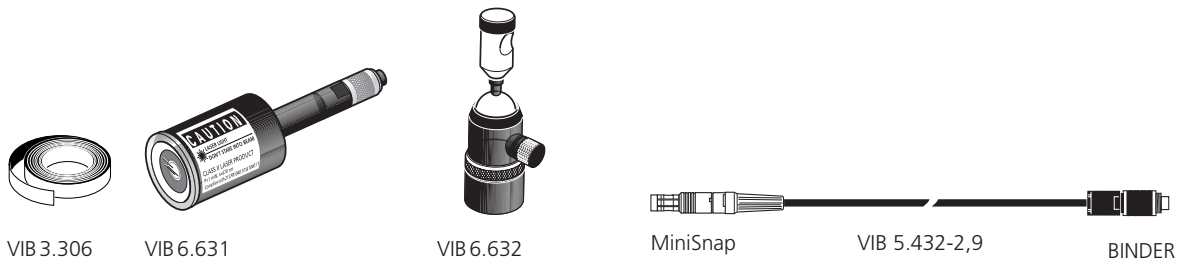
Scope of supply

- VIB 3.306 Reflective tape, 10 mm
- VIB 3.420 Magnetic holder for curved mounting surfaces
- VIB 5.432-2,9 Trigger cable, 2.9 m
- VIB 5.437-2,9 Cable for Current line-drive transducer, 2.9 m
- VIB 6.147 Accelerometer for low-speed machines
- VIB 6.631 Laser Trigger Sensor
- VIB 6.632 Trigger stand

Note

The VIBXPERT II balancing firmware module (VIB 5.316-BAL) is not included in the transducer set.

VIB 5.386-HW: VIBXPERT II transducer set for balancing with 2-channel instrument



Description

This package extends the functionality of any VIBXPERT II instrument to include rotor balancing, with on-screen user guidance through the streamlined procedure.

Scope of supply

VIB 3.306	Reflective tape, 10 mm
VIB 5.432-2,9	Trigger cable, 2.9 m
VIB 6.631	Laser Trigger Sensor
VIB 6.632	Trigger stand

Note

The VIBXPERT II balancing firmware module (VIB 5.316-BAL) is not included in the transducer set.

1

2

3

VIB 5.388-HW: VIBXPERT II transducer set for balancing with 2-channel instrument on low-speed machinery

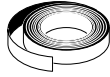
1

2

3



VIB 6.147



VIB 3.306



VIB 6.631



VIB 6.632



MiniSnap

VIB 5.432-2,9

BINDER

Description

This package extends the functionality of any VIBXPERT II instrument to include rotor balancing, with on-screen user guidance through the streamlined procedure.

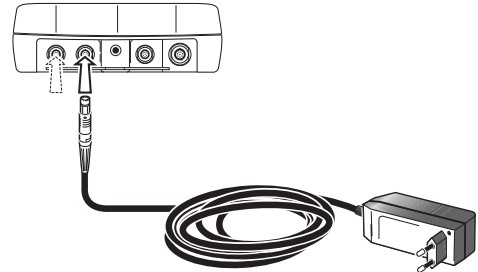
Note

The VIBXPERT II balancing firmware module (VIB 5.316-BAL) is not included in the transducer set.

Scope of supply

VIB 3.306	Reflective tape, 10 mm
VIB 5.432-2,9	Trigger cable, 2.9 m
VIB 6.147	Accelerometer for low-speed machines, 2x
VIB 6.631	Laser Trigger Sensor
VIB 6.632	Trigger stand

VIB 5.320-INT: VIBXPERT II charger



1

2

3

Description

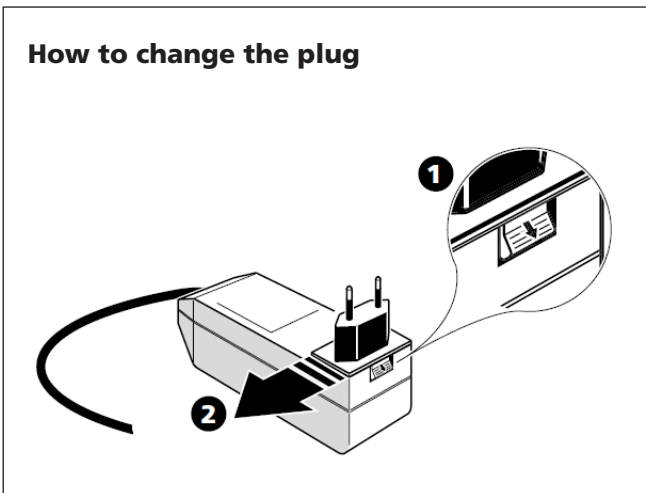
The VIBXPERT II Charger VIB 5.320-INT has several interchangeable AC plugs for the most international plug types.

To charge the rechargeable battery, connect the charger to one of the two measurement channels (A, B). After charging, the charger switches automatically to trickle-mode in order to protect the rechargeable battery.

Technical data

PARAMETER		VIB 5.320-INT
Electrical	Primary voltage	110 - 240VAC; 50 - 60 Hz
	Secondary voltage	12 VDC / 2A
	Charging duration	< 5 hours, depends on battery charge condition
General	Environmental protection	IP 20
	Temperature range, operation	-5°C ... +40°C
	Temperature range, storage	-20°C ... +70°C
	Dimensions (WxHxL)	40 x 45 x 110 mm
	Cable length	approx. 1.5 m

How to change the plug

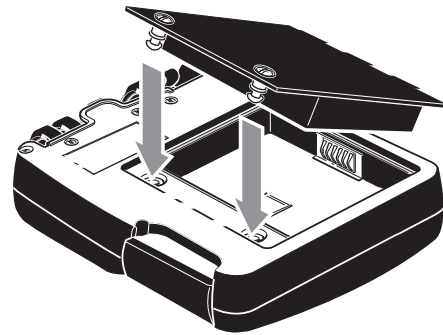
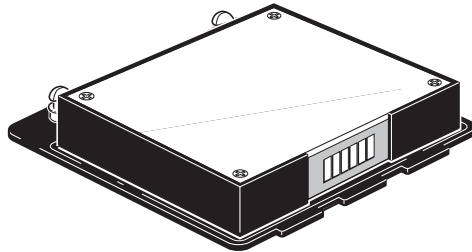


VIB 5.325: VIBXPERT II rechargeable battery

1

2

3

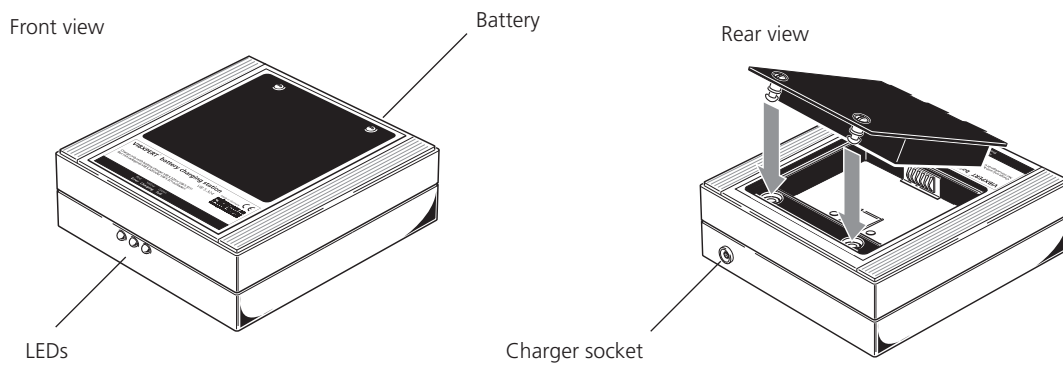


Description

VIBXPERT II is supplied from a Li Ion rechargeable battery (VIB 5.325). The battery can be recharged in the device or in the external charging station (VIB 5.324) with the charger (VIB 5.320-INT).

Technical data

PARAMETER		VIB 5.425
Electrical	Battery type	Lithium ion
	Nominal voltage	7.2 V
	Nominal capacitance	4.8 Ah
	Nominal power	34.5 Wh
	Charging temperature	0°C ... +50°C

VIB 5.324-SET: VIBXPERT II charging station set**Description**

The VIBXPERT II battery can be removed from the instrument to be charged externally using the charging station. Thus, work can continue without major interruption using a second charged battery while the empty battery is being charged in the office.

The charging station set consists of the VIBXPERT charging station (VIB 5.324) and an additional VIBXPERT rechargeable battery (VIB 5.325).

Three LEDs indicate the charging status:

GREEN: Battery is fully charged
YELLOW: Battery is charging
RED: Fault during charging

Charging temperature: 0°C ... +50°C

1

2

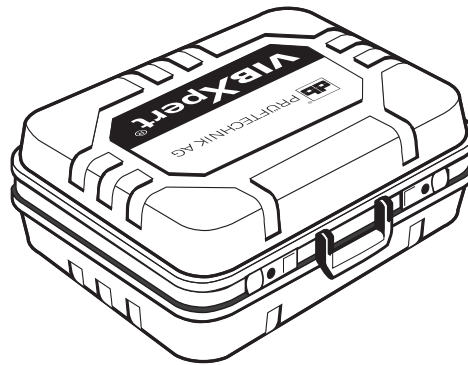
3

VIB 5.328: VIBXPERT II case

1

2

3



Description

This black case of rugged ABS plastic with contoured foam insert protects all components of the VIBXPERT system during transport (contents not included).

It also offers plenty of space for accessories. The case is key lockable and drop-tested from 2m (6' 6").

Technical data

PARAMETER		VIB 5.328
General	Material	ABS plastic
	Dimensions (W x D x H)	470 x 400 x 195 mm
	Empty weight	3 kg

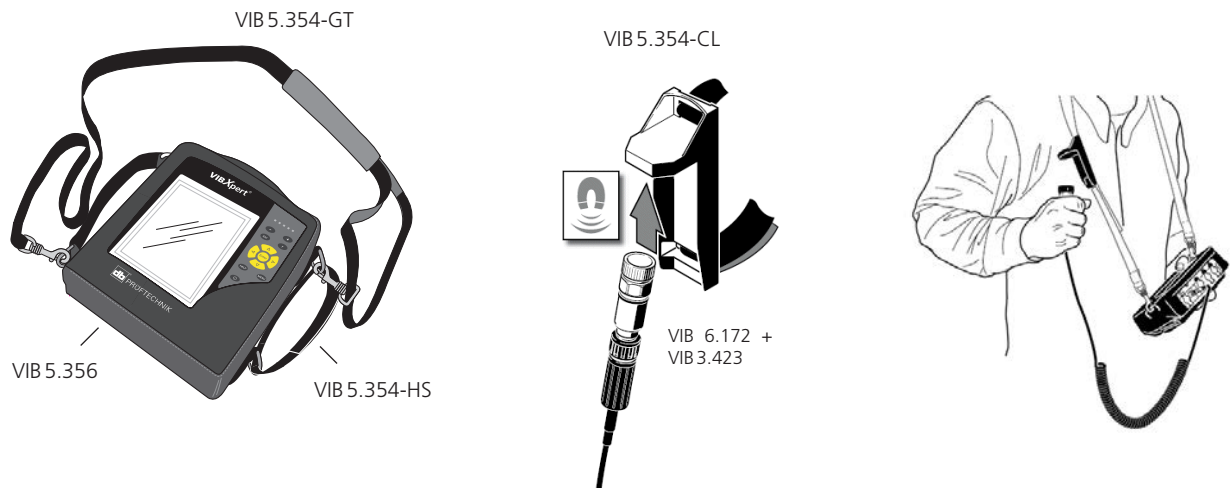
VIBXPERT II carrying bag and accessories

VIB 5.356 : VIBXPERT II carrying bag

VIB 5.354-CL : VIBXPERT II sensor clip

VIB 5.354-GT : VIBXPERT II carrying strap

VIB 5.354-HS : VIBXPERT II hand strap



Description

The carrying bag, made of nylon-synthetic blend, provides a convenient aid in carrying the VIBXPERT II instrument around. Its side pocket allows safe storage of connection cables, sensors and tools.

The continuously adjustable carrying strap can be adjusted to fit nearly any body size. The VIBXPERT II instrument can be held securely in one hand using the handstrap. The size of the hand strap can be adjusted with the Velcro fastener.

If necessary, the carrying belt and hand strap can be ordered separately later.

The sensor clip is a convenient holder for sensors with magnetic adapter*. The clip can be attached directly to the carrying strap and continuously adjusted.


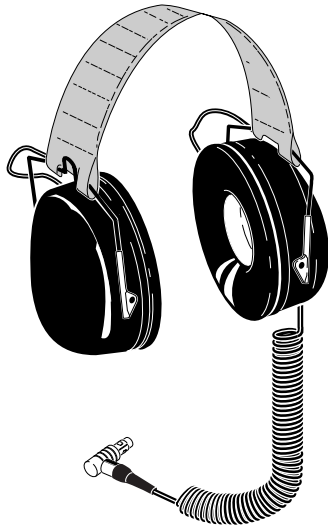
*e.g. VIB 6.172 + VIB 3.423 or comb. vibration and temperature sensor VIB 6.162.

VIB 6.670 : Headphones

1

2

3



Description

The headphones can be used to listen to the machines and, in particular, roller bearings for the characteristic noises that indicate damage. The buffered transducer signal is picked up with the headphones at the analog output (yellow socket).

Technical data

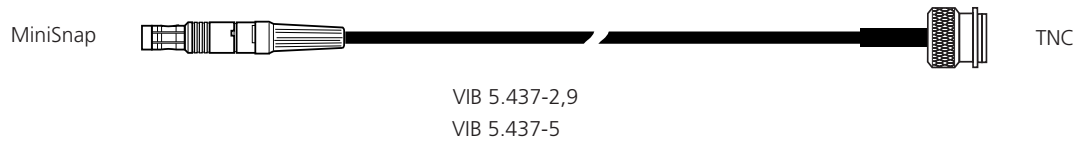

PARAMETER		VIB 6.670
Electrical	Impedance	450 Ohm
	Frequency range	125 - 8000 Hz
	Volume limit (0.5 V / 1 kHz)	81 dB (A)
General	Connection	1 spiral cable for VIBSCANNER (MiniSnap)
	Weight	approx. 360 g

Connection cables for current line-drive accelerometers

VIB 5.436 : Spiral connection cable for current line-drive accelerometer

VIB 5.437-2,9 : Straight connection cable for current line-drive accelerometer, 2.9 meters

VIB 5.437-5 : Straight connection cable for current line-drive accelerometer, 5 meters



Application

These cables are used to connect mobile industrial accelerometers with current line-drive output to the following PRÜFTECHNIK data collectors:

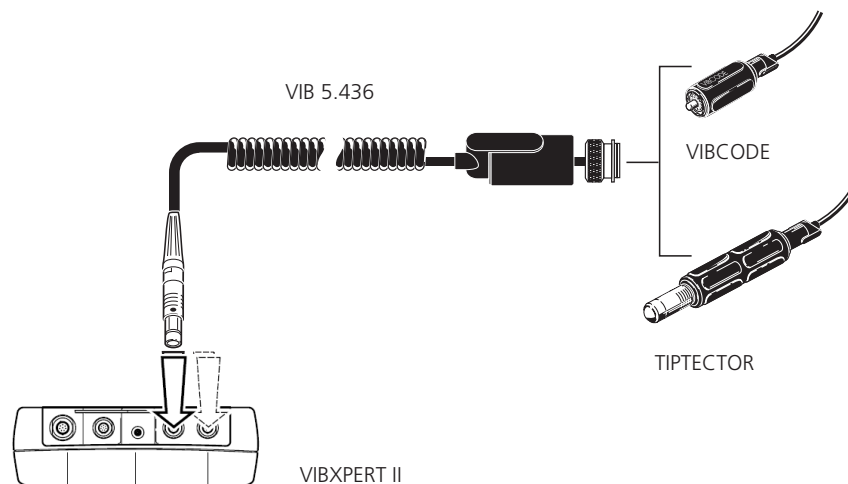
- VIBXPART II
- VIBXPART I
- VIBXPART EX
- VIBSCANNER
- VIBSCANNER EX

Cable lengths

VIB 5.436	0.7 ... 1.8 m
VIB 5.437-2,9	2.9 m
VIB 5.437-5	5 m

Connection example

VIBCODE / TIPECTOR connected to VIBXPART II



VIB 5.444-5 : Universal cable extension for analog measurement channel, 5 meters

1

2

3

MiniSnap



MiniSnap

Application

With this cable, the analog signal path can be extended by up to five meters.

Extendable sensor cables:

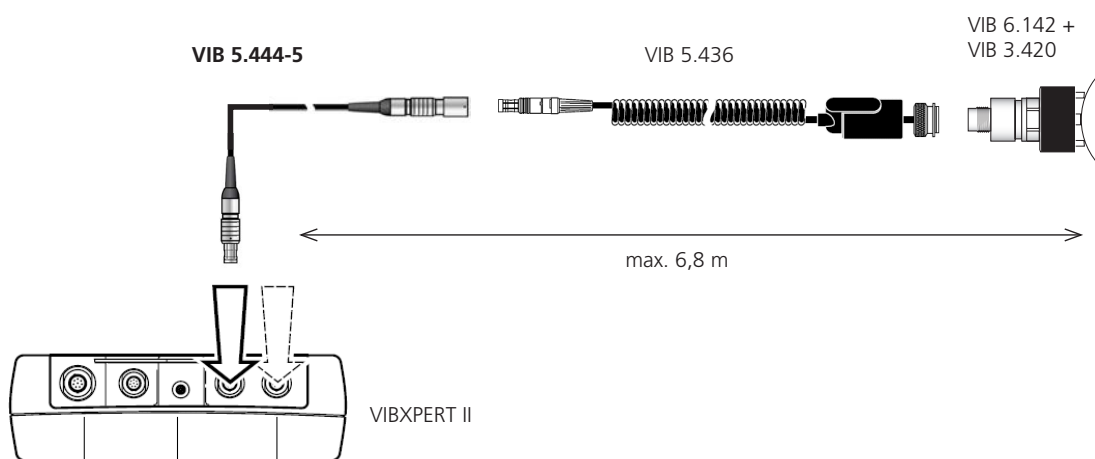
- VIB 5.436 LineDrive spiral cable
- VIB 5.437-2,9 LineDrive cable, straight, 2.9 m
- VIB 5.437-5 LineDrive cable, straight, 5 m
- VIB 5.438-0,5 ICP cable, BNC connector
- VIB 5.422 ICP cable, MIL connector

- VIB 5.440 VIBREX cable (mV)
- VIB 5.433 Cable for extra-low voltage
- VIB 5.433 X Cable for extra-low voltage, VIBXPRT EX
- VIB 5.434 Cable for extra-low current
- VIB 5.342 Cable for VST 24V adapter

Note for all cables, except LineDrive

For cable lengths greater than 2.9 meters, the EMC immunity of the signal path can be adversely affected.

Connection example



1

2

3

VIB 5.339: Cable extension for Current Linedrive accelerometer, 8 meters



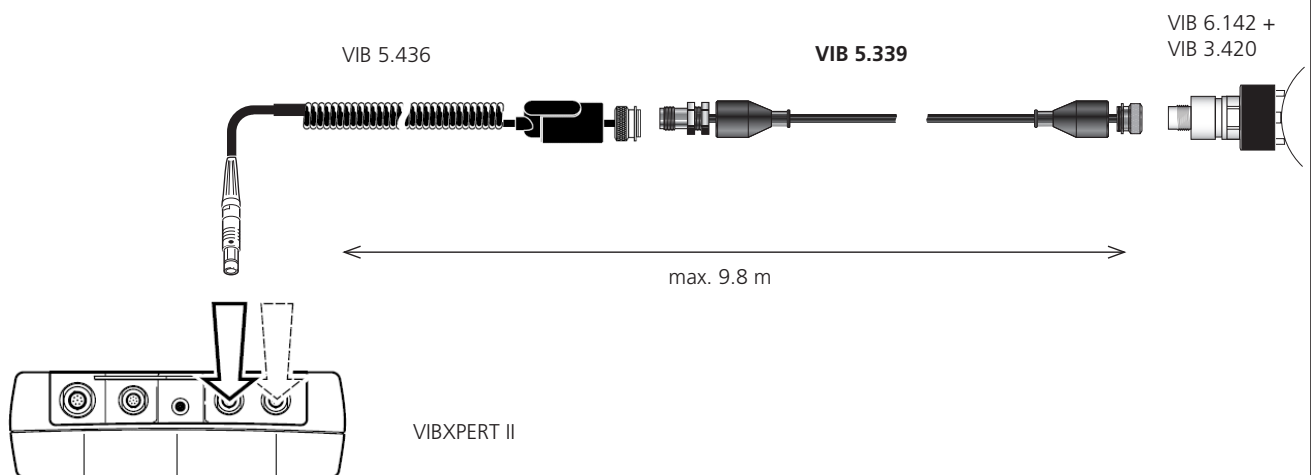
Application

With this cable, the Current LineDrive sensor cables can be extended by up to eight meters.

Extendable sensor cables:

- VIB 5.436 LineDrive spiral cable
- VIB 5.437-2,9 LineDrive cable, straight, 2.9m
- VIB 5.437-5 LineDrive cable, straight, 5m

Connection example



Connection cables for ICP-type accelerometers

1

VIB 5.438-0,5 : Straight connection cable for ICP-type accelerometer, 0.5 meters, BNC-connector

VIB 5.422 : Spiral connection cable for ICP-type accelerometer, MIL-connector

VIB 5.345-6 : Cable extension for VIB 5.422, 6 meters, MIL-connector

2

3



Application

Standard sensor cables for connecting an ICP-type accelerometer or a microphone to VIBXPRT II.

Cable lengths

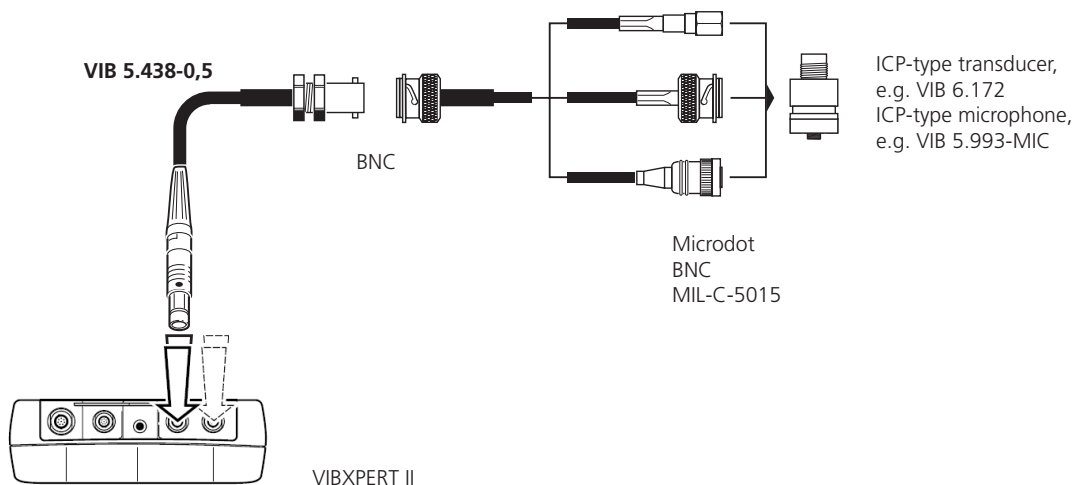
VIB 5.438-0,5	0.5 m
VIB 5.422	0.7 ... 1.8 m
VIB 5.345-6	6 m

Notes

Applies to cable VIB 5.438-0,5: Depending on which type of connector the accelerometer has (e.g. Microdot, BNC, MIL-C-5015,...), a suitable cable must have at least one BNC connector.

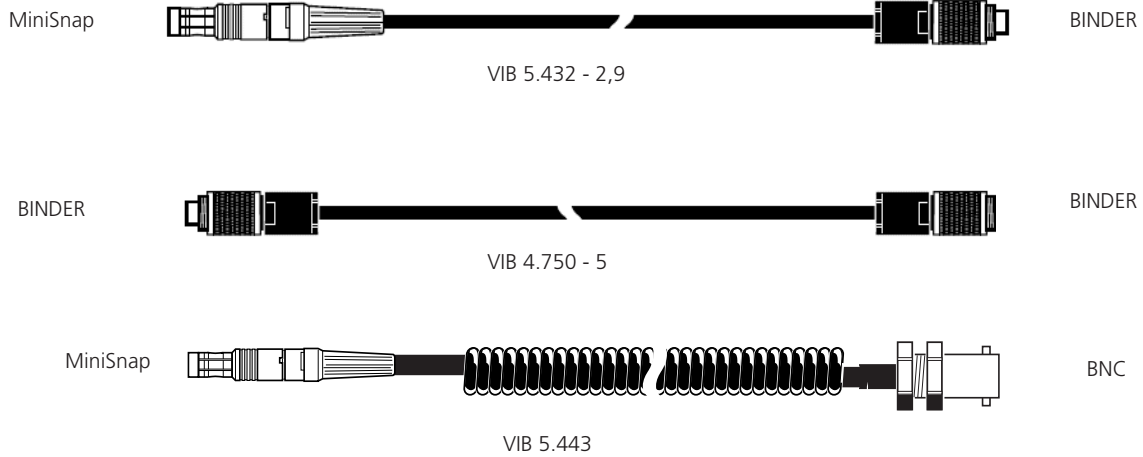
Connection example

ICP to VIBXPRT II



Connection cables for RPM sensors and trigger sensors

VIB 5.432-2,9 :	Connection cable for RPM sensors
VIB 4.750-5 :	Cable extension for VIB 5.432-2,9
VIB 5.443 :	Connection cable for TTL trigger sensors



Application

The VIB 5.432-2,9 cable is used to connect the PRÜFTECHNIK RPM sensors VIB 6.631 or VIB 6.631 EX to the following data collectors:

- VIBXPert II
- VIBXPert I
- VIBXPert EX
- VIBSCANNER
- VIBSCANNER EX

The VIB 5.443 cable is used to connect a trigger sensor from other manufacturers.

Cable lengths

VIB 5.432-2,9	2.5 m
VIB 4.750-5	5.0 m
VIB 5.443	0.45 - 1.6 m

Application example



VIB 5.431 : Cable for analog signal output

1

2

3



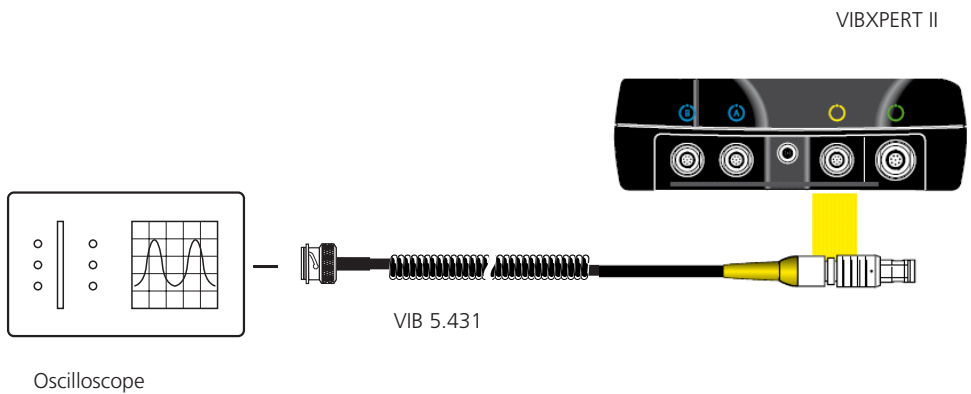
Application

In order to analyze the measured analog signal, a head-set (> 450 Ohm) or an analytical instrument (e.g. oscilloscope) can be connected with this cable to the following data collectors:

- VIBXPART II
- VIBXPART I
- VIBXPART EX
- VIBSCANNER
- VIBSCANNER EX

Cable length: 0.7 to 1.8 meters

Application example



Cable adapters for the measurement of signal-low voltage / current with VIBXPART II

VIB 5.433 : Cable adapter for the measurement of signal-low voltage with VIBXPART II

VIB 5.434 : Cable adapter for the measurement of signal-low current with VIBXPART II



Application

These cable adapters are used to measure signal-low voltage (AC: 0-30V) or signal levels (DC: 0-30V; 0-30 mA) provided by other measuring instruments.

An additional cable with at least one BNC plug is required to connect the adapter cable to the signal-measuring instrument.

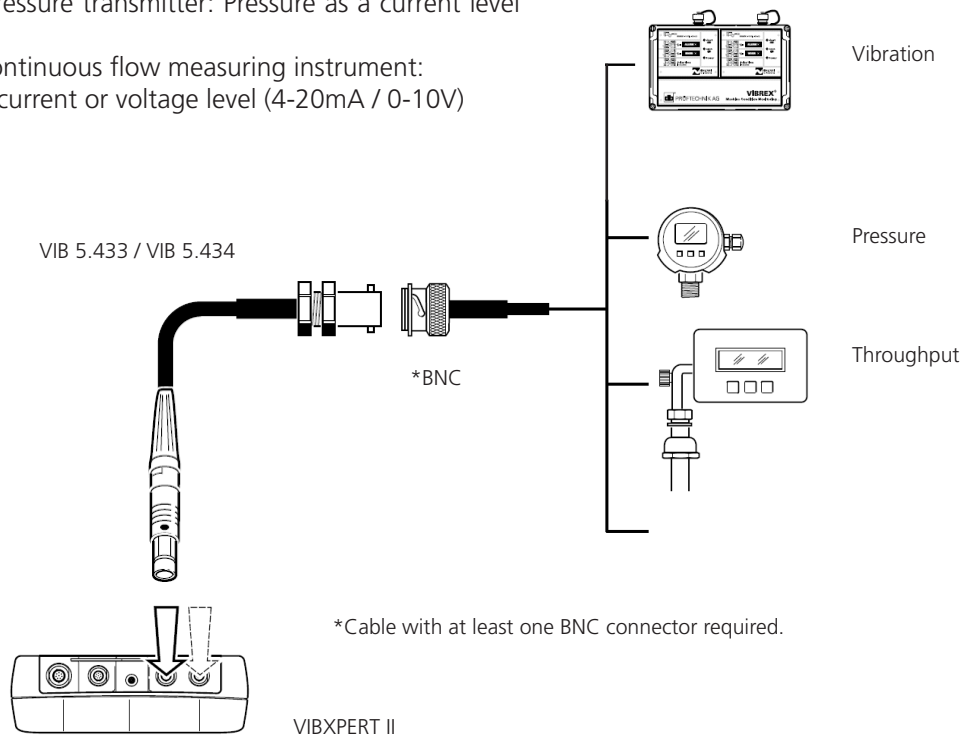
Safety note

All electric circuits in VIBXPART II are galvanically connected. If more than one electric circuit is connected, a difference in potential may result in malfunctions.

The length of the spiral cable is 0.7 to 1.8 meters.

Application examples

- Connection to VIBREX: Vibration as a current level (4-20mA)
- Connection to pressure transmitter: Pressure as a current level (4-20mA)
- Connection to continuous flow measuring instrument: Throughput as a current or voltage level (4-20mA / 0-10V)



VIB 5.332 : Keyphaser adapter for machine protection systems

1

2

3



Application

This adapter converts a pulse signal (including the DC level) to a 5V rectangular signal. This makes it possible to connect keyphaser, such as from the Bently Nevada, with measuring devices from PRÜFTECHNIK:

- VIBXPERT II
- VIBXPERT I

Connection

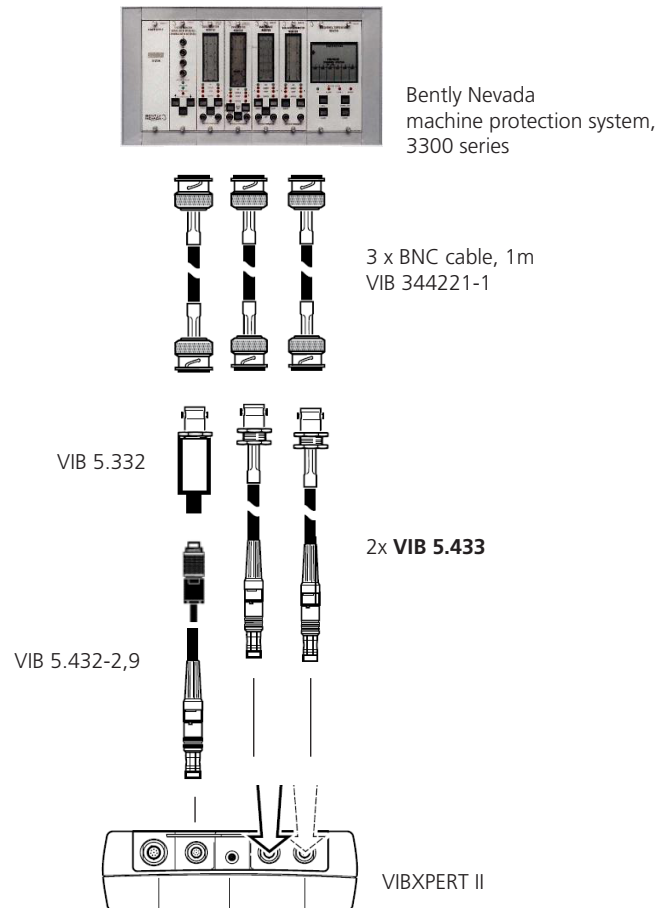
On the device side, the adapter is equipped with an 8-pin binder socket that is connected to trigger cable VIB 5.432-2,9. The signal input side provides a BNC socket.

Technical data

PARAMETER		VIB 5.332
Electrical	Operating voltage	5.4 V ± 10%
	Power consumption	0.5 mA
	Input signal, Pulse width	> 100 µs
	- , Pulse level	> 500 mV _{pp}
	- , DC fraction	+8 V to -30 V
	Output signal	5 V, rectangular signal
	Input resistance	200 kOhm
Mechanical	Output resistance	1 kOhm
	Housing material	Stainless steel, VA 1.4301
	Length, incl. connectors	130 mm
	Diameter	15 mm
	Weight	30 g
	Env. protection class	IP 65
	Temperature range	0°C ... +60°C
Interfaces	Input signal	Binder connector, 8 pin, 712 series
	- , Pin allocation	2 / 5V, 4 / rectangular signal, 7 / GND
	Output signal	BNC connector
- , Pin allocation	internal contact / signal, external contact / GND	

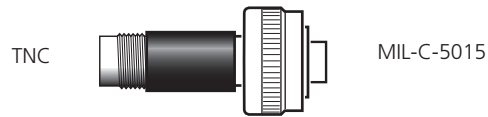
Application example

VIBXPERT II connected to Bently Nevada 3300 series



VIB 5.449 : Cable adapter for the VIB 6.195 accelerometer

- 1
- 2
- 3



Application

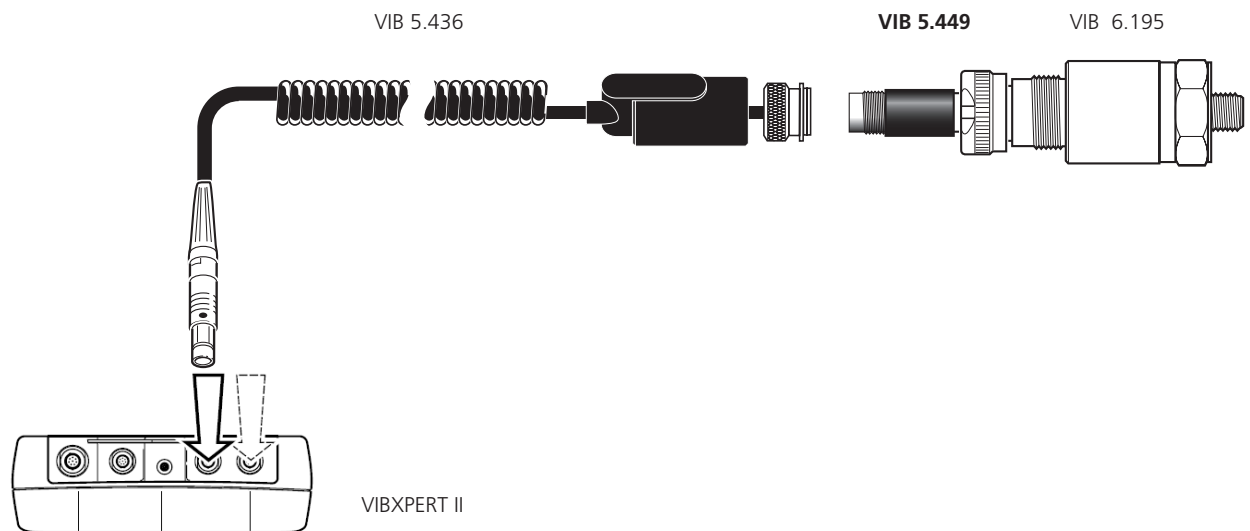
This adapter is used to connect the VIB 6.195 accelerometer to the VIBXPRT II instrument.

Connector: TNC / MIL-C-5015

Length: 6 cm

Application example

VIB 6.195 connected to VIBXPRT II



Adapters and cables for voltage-supplied sensors and VIBROTECTOR

1

VIB 5.341 : VST 24V adapter for VIBXPERT II

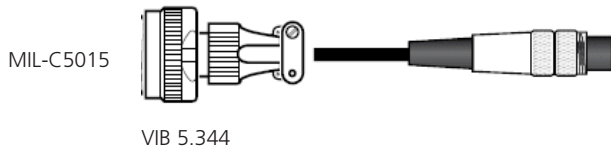
VIB 5.342 : Analog cable for VST 24V adapter

VIB 5.343 : Digital cable for VST 24V adapter

VIB 5.344 : VIBROTECTOR cable for VST 24V adapter

2

3



Application

The VST 24V adapter is used for connecting any sensors with a power supply (-24 VDC) to the VIBXPERT II instrument.

Examples of sensors:

- AS-022: accelerometer
- IN 085: non-contacting displacement sensor from Brüel & Kjaer Vibro / Schenck Vibro.
- VIBROTECTOR: vibration transmitter from PRÜFTECHNIK Condition Monitoring

To measure RPM, sensors with a power supply (-24 VDC) or rpm reference sensors with an external supply can be connected. The minimum required trigger level is 2 volts.

Safety note

Do not operate VIBXPERT II with the charger unit when the adapter is connected.

Cleaning notes

- Clean with a moist cloth.
- Use a mild detergent or alcohol.

Technical data

PARAMETER		VIB 5.341
Electrical	Output voltage U_{out}	-24V, unregulated (dep. on VIBXPERT)
	Frequency range, Signal IN - Analog Out Signal IN - Trigger Out	0.1 Hz ... 100 kHz
	Case material	stainless steel + heat shrink tubing
Mechanical	Plug	DIN 41524, BINDER 680, 6 pole, m / f
	Dimensions L x D	120 x 27 mm
	Weight	105 g
	Protection class	IP 40
Temperature range		-10°C ... +60°C

Connection

The VST 24V adapter is connected to the sensor and instrument using the cables provided:

Analog cable - VIB 5.342:

Connection cable between adapter and VIBXPERT II for measurement of vibration acceleration, velocity and displacement.

Digital cable - VIB 5.343:


Connection cable between adapter and VIBXPERT II for RPM measurement.

VIBROTECTOR cable - VIB 5.344:

Connection cable between adapter and VIBROTECTOR vibration transmitter. The adapter is connected to VIBXPERT II with the analog cable (VIB 5.342).

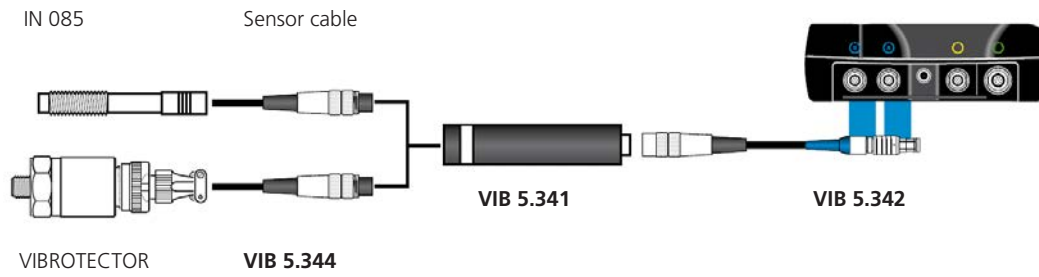
Cable length: 2.9 meters

Plug pin allocation, sensor side

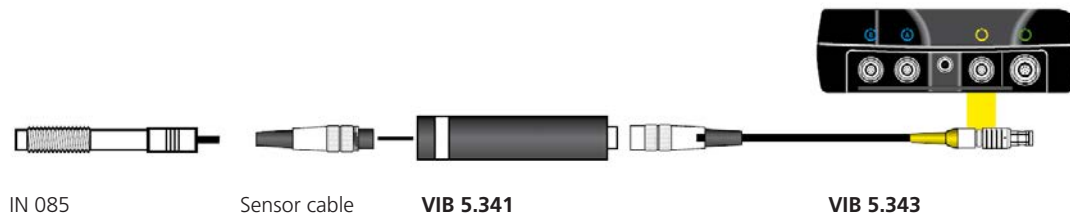


Connection examples

- Displacement measurement with IN 085 sensor
- Vibration measurement with VIBROTECTOR



- RPM measurement with IN 085 sensor



1

2

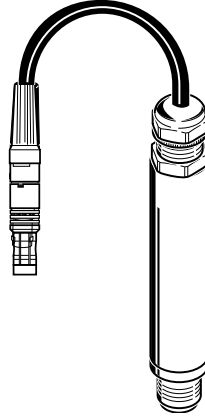
3

VIB 8.746-VS: SPM adapter for VIBXPERT II

1

2

3



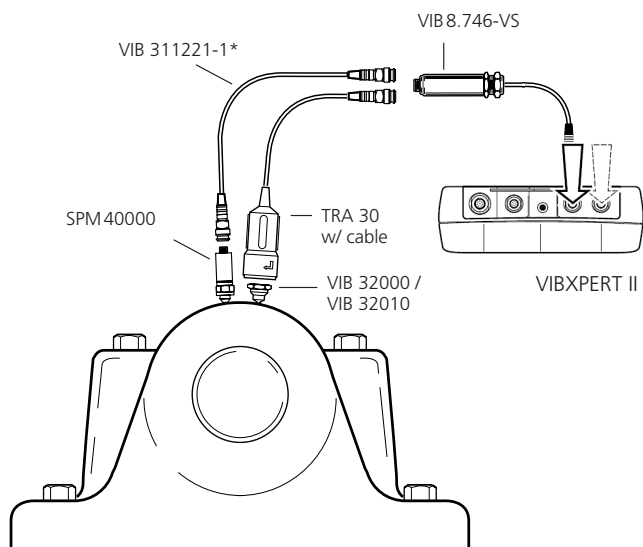
Application

The SPM adapter is used to connect the VIBXPERT II data collector to existing SPM 40000 or TRA 30 measurement sensors by converting the voltage signal to a current signal.

Technical data

PARAMETER		VIB 8.746-VS
General	Input	MiniSnap
	Output	TNC
	Length	approx. 240 mm
	Diameter	16 mm

Application example



* This cable is not included in the scope of delivery

VIB 5.333 : Cable adapter for TTL / strobe output

- 1
- 2
- 3



Application

The VIB 5.333 cable adapter is used to connect a stroboscope to VIBXPRT. The flash rate is controlled by the cursor on the spectrum.

Connection

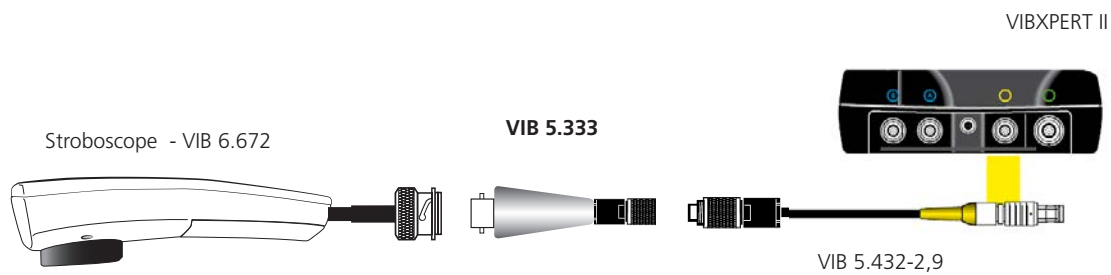
BNC: Stroboscope trigger input with BNC cable.
 Binder: VIBXPRT digital input with cable VIB 5.432-2,9.

Technical data

PARAMETER		VIB 5.333
Mechanical	Housing material	Aluminium
	Length, incl. connectors	62 mm
	Diameter	15 mm
	Weight	20 g

Application example

VIBXPRT II connected to stroboscope



VIB 5.336 : Cable adapter for triaxial accelerometer

1

2

3



Application

The cable adapter VIB 5.336 is used to connect the triaxial accelerometer VIB 6.655 to the VIBXPRT II instrument. It is not permissible to connect the triaxial accelerometer to VIBXPRT EX.

Connectors

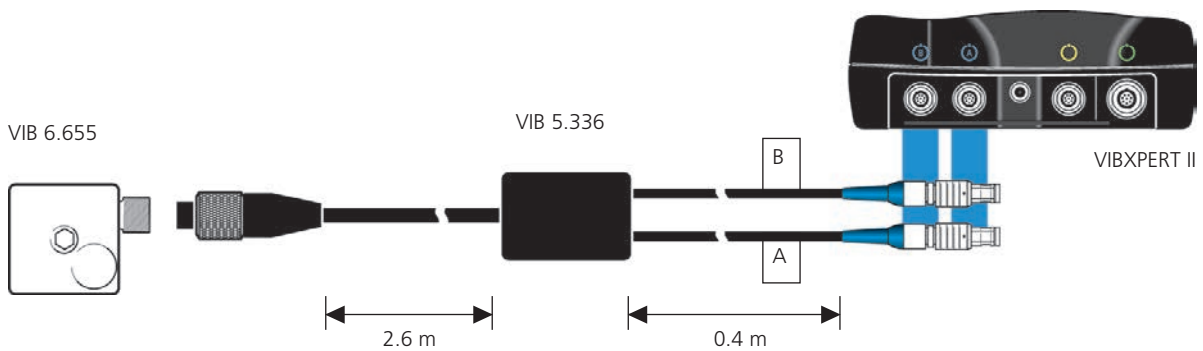
MiniSnap: Analog inputs A & B
 MiniMIL: Triaxial sensor VIB 6.655

Technical data

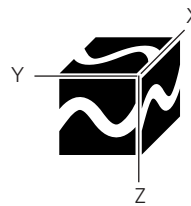
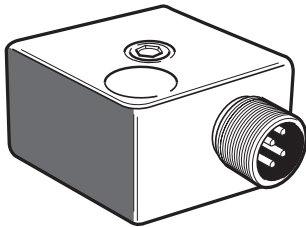
PARAMETER		VIB 5.336
Mechanical	Cable length, instrument side	approx. 0.4 m
	- , sensor side	approx. 2.6 m
Weight		approx. 310 g

Application example

VIBXPRT II connected to triaxial accelerometer VIB 6.655



VIB 6.655 : Triaxial accelerometer for VIBXPRT II



Application

The triaxial accelerometer VIB 6.655 is used to measure machine and component vibrations up to 10 kHz in the horizontal, vertical and axial directions at a single measurement location. The triaxial accelerometer achieves shorter measuring times with a data collector and is easier to install since only one sensor needs to be mounted.

Connection

The cable adapter VIB 5.336 is used to connect the triaxial accelerometer VIB 6.655 to the VIBXPRT II instrument. It is not permissible to connect the sensor to VIBXPRT EX.

Mounting

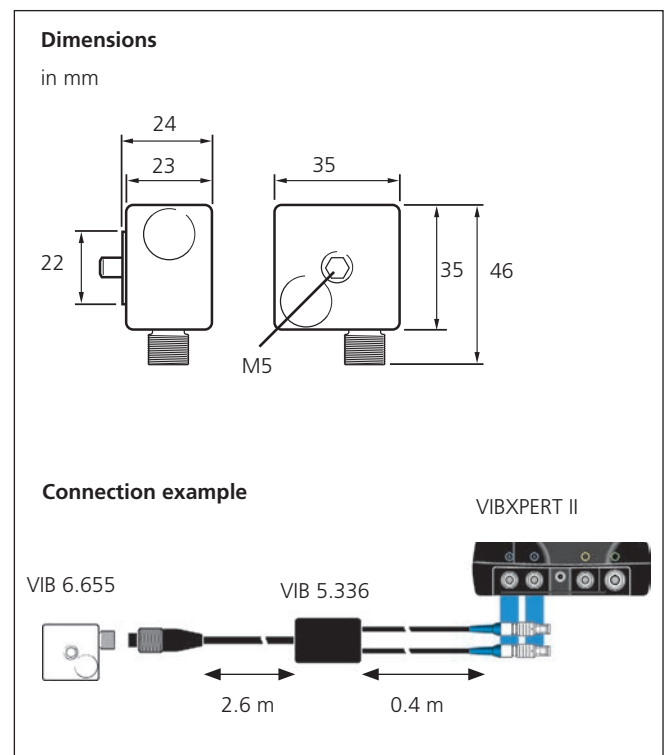
The triaxial accelerometer is attached to the machine using the magnetic holder (VIB 3.420).

Accessories

- VIB 5.336 Cable adapter for triaxial accelerometer
- VIB 3.420 Magnetic holder for curved mounting surfaces
- VIB 3.422 Magnetic holder for flat mounting surfaces

Technical data

PARAMETER		VIB 6.655
Dynamic	Signaling system	ICP
	Measurement range (peak.)	± 50 g
	Transmission factor ± 5%	100 mV/g
	Frequency range ± 3dB	0.6 Hz ...10kHz
	w/ magnetic holder ± 3dB	0.6 Hz ...2 kHz
	± 10%	1 Hz ...6.5 kHz
Temperature range		-54°C ... +121 °C
Electrical	Settling time	< 2.5 s
	Power requirements	2-10 mA / 18-30 VDC
	Spectral noise, @ 10 / 100 / 1000 Hz	27 / 6.5 / 2.5 µg / (Hz) ^{1/2}
	Output impedance	< 100 Ohm
	Case isolation	> 10 ⁸ Ohm
	Bias output voltage	11-13 VDC
Mechanical	Case material	E316L (stainless steel)
	Mounting	M5x1 captive bolt
	Mounting torque	1.4 ... 2.7 Nm
	Connector type	Cable connector, 4-pole (Mini-MIL)
	Weight	200 g



Connection cable and adapter for VIBRONET field multiplexer

1

VIB 5.346: Connection cable, VIBXPERT II to VIBRONET field multiplexer

VIB 5.346-MUX : BNC connection adapter for cable VIB 5.436

2

MiniSnap



BNC

VIB 5.346

3



VIB 5.346-MUX

Application

These cables are used to connect the VIBXPERT II data collector to a VIBRONET field multiplexer (VIB 8.306) for automatic data acquisition at many measurement locations of the same type or hard-to-access measurement locations.

The measurement locations are combined on one string line and are measured consecutively.

Notes

Only vibration measurements with Current Linedrive accelerometers are possible.

Up to 6 multiplexers with a maximum of 54 measurement locations are possible on one string line.

It is not permissible to connect these cables to VIBXPERT EX!

Cable lengths

VIB 5.346 1.5 meters

VIB 5.346-MUX 0.16 meters

Application example




VIBXPERT II USB cables and adapters

VIB 5.330 MUSB: VIBXPERT II USB cable for peripheral devices (Master)

VIB 5.330 SUSB : VIBXPERT II USB cable for communication (Slave)

VIB 5.330 MEM : VIBXPERT II adapter for USB pen drive

VIB 5.330-USB : VIBXPERT II USB pen drive



Application

VIBXPERT II has a USB interface which can be used for communication and data transfer with a computer as well as for printing reports on a printer.

The cable for peripheral devices VIB 5.330 MUSB is used for connecting the printer. The connection to the PC is made with the cable VIB 5.330 SUSB. The adapter VIB 5.330-MEM is used to store reports in PDF format on the VIBXPERT II USB pen drive VIB 5.330-USB.

Cable lengths: 2 meters

Note

These cables and the adapter may not be used with VIBXPERT EX!

Application examples

Data transfer via USB

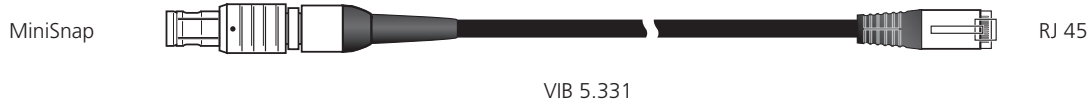


VIB 5.331: VIBXPERT II Ethernet cable

1

2

3



Application

The VIBXPERT II is connected with the cable VIB 5.331 to an ethernet network to a hub or to a PC for data transmission.

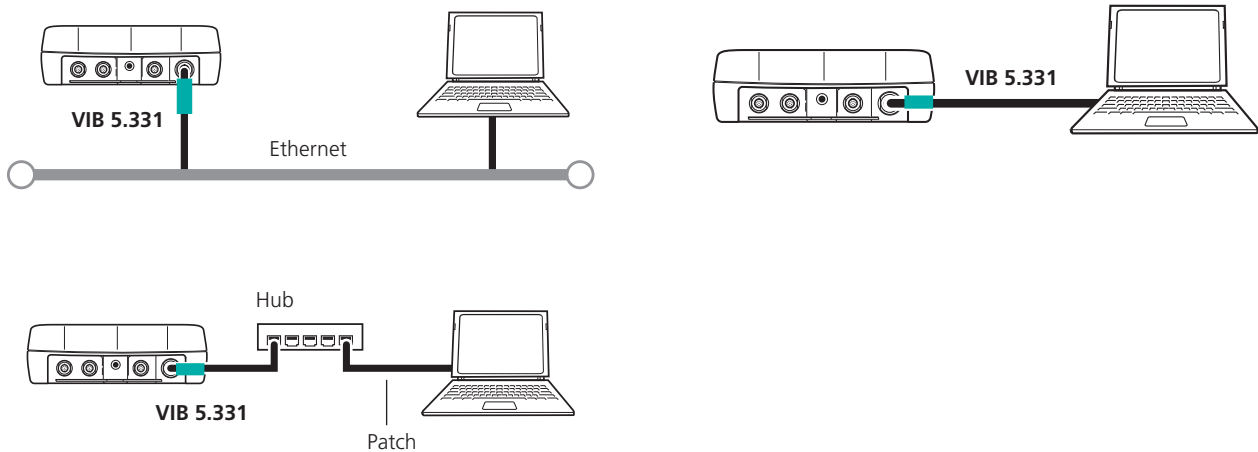
Cable length: 2 meters

Note

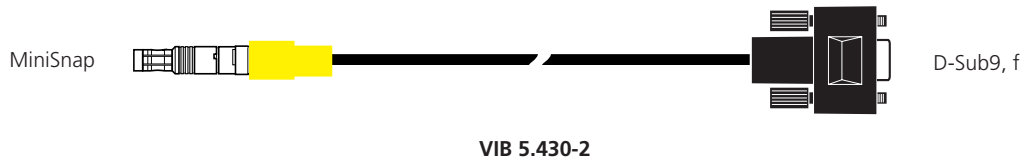
This cable may not be used with VIBXPERT EX!

Application examples

Data transfer via Ethernet



VIB 5.430-2: Serial PC cable



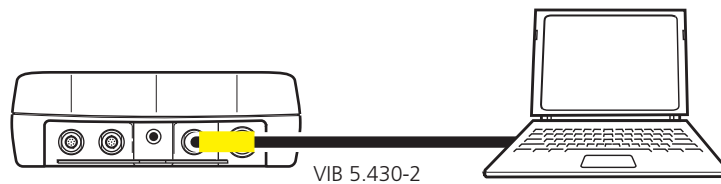
Application

This cable is used for data transmission via the serial interface.

Cable length: approx. 2 m

Application example

VIBXPRT II connected to computer (RS 232)



OMNITREND for VIBXPert

1

VIB 8.981 : OMNITREND for VIBXPert, Software package

VIB 8.981-DR : VIBXPert device driver for OMNITREND

VIB 5.312-P : PC licence for VIBXPert II

2

VIB 8.982 : OMNITREND ,View' for VIBXPert, Software package

3



Description

The OMNITREND software package **VIB 8.981** contains the CD ROM and the following items:

- VIB 5.312-P PC licence
(Communication password for one VIBXPert II instrument)
- VIB 8.981-OMT Password certificate
(Registration of the OMNITREND full version; will only be sent out after the request for the registration password ('Return fax') has been received.)
- VIB 9.631.G OMNITREND, Getting started

With the OMNITREND View software package **VIB 8.982** only multimode measurement can be imported in the database (no route data). The VIB 8.982 package contains the CD ROM and the following items:

- VIB 5.312-P PC licence
(Communication password for one VIBXPert II instrument)
- VIB 8.982-OMT Password certificate
(Registration of the OMNITREND full version; will only be sent out after the request for the registration password ('Return fax') has been received.)
- VIB 9.631.G OMNITREND, Getting started

The device driver **VIB 8.981-DR** is required to operate the OMNITREND software already available with the VIBXPert II . VIB 8.981-DR contains:

- VIB 5.312-P PC licence
(Communication password for one VIBXPert II instrument)
- VIB 8.981-OMT Password certificate
(Registration of the OMNITREND full version; will only be sent out after the request for the registration password ('Return fax') has been received.)
- VIB 9.631.G OMNITREND, Getting started

Each further VIBXPert II is registered with a separate **VIB 5.312-P** PC license.

Order information

To simplify the order processing, please fax any existing registration certificates when ordering.

VIB 8.986: VIBXPERT utility - Excel report module



- 1
- 2
- 3

Description

The optional Excel report module for VIBXPERT utility is used for exporting the following measurement data in Excel format:

- Overall vibration value,
- FFT spectrum,
- Balancing result,
- Time waveform,
- Coast-down measurement (amplitude phase and overall value),
- Dual-channel measurements

Compatible instrument types:

- VIBXPERT II FFT data collector and signal analyzer,
- VIBXPERT II Balancer

Compatible Excel version: Excel 2003, Excel 2007

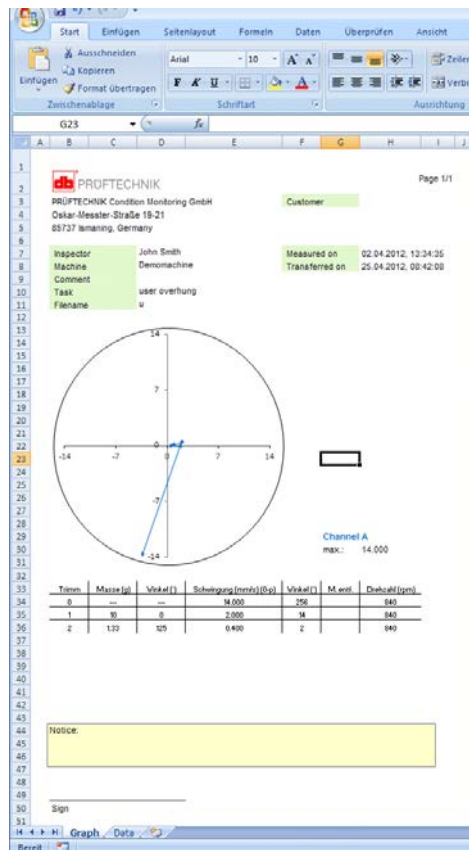
Note

The generated Excel files are based on templates, which can be adapted as necessary by a user with the corresponding skills.

* VIBXPERT utility is a free service tool for VIBXPERT instruments. The program can be downloaded from the PRÜFTECHNIK homepage and be upgraded with optional modules as needed.

Example

Balancing report in Excel 2007



1

2

3

Chapter 2

VIBXPERT EX

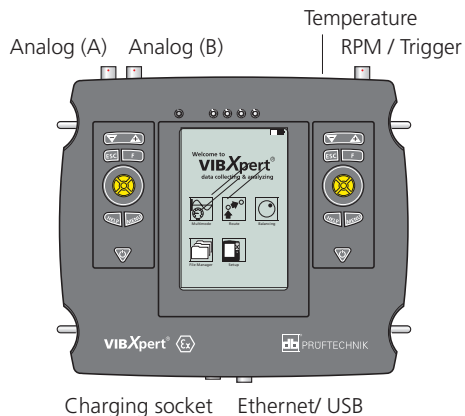


VIBXPert EX – Intrinsically safe solution for mobile Condition Monitoring

1

2

3



CE 0044

VIBXPert EX (VIB 5.300 EX) is a high performance, full-featured FFT data collector and signal analyzer which allows easy condition monitoring of equipment in hazardous areas such as in refineries, in the oil and gas industry or in the chemical industry. VIBXPert EX collects field data including vibration information, bearing condition, inspection and process data. Extensive analysis functions facilitate data analysis and condition diagnostics on site. For in-depth analysis, archiving and documentation VIBXPert EX passes the collected information to the OMNITREND maintenance software.

Key features - intrinsically safe version

- **Intrinsic safety** allows use in hazardous areas.
- **Intuitive** to operate on its graphical user interface.
- **Powerful** due to many practical analysis functions and measuring templates.
- **Long-lived** with a long battery life and a large data memory.

Application

- Route-based data collection
- Vibration diagnosis
- One- or two-plane field balancing
- Acceptance measurement with machine templates
- Troubleshooting
- Multimeter
- Data logging
- Visual inspection

Analysis functions

- Overall values and process parameters
- Time waveform
- Amplitude/envelope spectrum
- Cepstrum
- Phase, cross-channel phase
- Orbit
- Static shaft position
- Runout analysis (shaft vibration)
- Bump test
- Coast-down/run-up test
- Order analysis

- Modal analysis
- Operating Deflection Shape Analysis (ODS)
- Transient capture
- Long-term recording
- Characteristic frequency markers
- Signal post-processing
- ISO standards for evaluation

Valuable additional features

- Printing of measurement reports
- Rugged hard case
- Extensive accessories
- Optional measuring functions that can be enabled by entering a password

Hardware

- Two true synchronous channel capabilities for diagnosis of complex machinery faults
- Robust, industrial-proofed metal housing
- Dust and splash proof (IP65) - ideal for use in demanding environments
- Analog input connectors are compatible to VIBSCANNER
- Connector for type K thermocouples
- Signal output: headphones and strobe light

Ergonomics

- Large backlit display
- Easy-to-use joystick operation (left or right-hand)
- LED traffic light display for results evaluation according to ISO standards or user-defined alarm thresholds
- Daylight sensor controls keyboard illumination
- Icon based user interface
- Online context sensitive HELP.

Power supply

- Lithium-Ion battery for at least 8 hours operation
- Smart internal battery charging
- Power management (display illumination)

Communication

- Fully networkable
- PC connection via USB, Ethernet, RS232.

Technical data

PARAMETER		VIB 5.300 EX
Input Channels	Analog, 2x	Voltage (AC/DC, ±30 V max.) Current (AC/DC, ±30 mA max.) ICP-type accelerometer (2 mA, 24 V max.) Current Linedrive (CLD) accelerometer (10 V, 10 mA max.)
	Frequency range	DC ... 51.2 kHz (Acceleration from 0.5 Hz)
	Dynamic range	96 dB (measurement) / 136 dB (total)
	Sampling frequency	up to 131 kHz per channel
	Analog, 1x	Thermocouple (type K)
	Digital (1+1 Pulse/ Tacho), 1x	RPM, Trigger, Keyphaser with pulse and AC signals: 0 V ... +26 V or -26 V ... 0 V
	Max. input voltage	± 26 V
	Switching threshold for 0 V ...+26 V signal	max. 2.5 V rising, min. 0.6 V falling
	Switching threshold for -26 V ...0 V signal	min. -8 V rising, max. -10 V falling
Pulse width	< 0.1 ms	
Output Channels	Stroboscope control	TTL output
	Frequency range	0 ... 500 Hz
	Resolution	0.05 Hz
	Signal-Out	Connection for headphones to listen to the analog input signal; signal processing (oscilloscope)
	Frequency range	0.5 Hz ... 40 kHz
Output impedance	100 Ohm	
Meas. range / Accuracy	Vibration acceleration	depends on the transducer connected
	Shock pulse	-10 ...80 dBsv / ± 3dBsv
	RPM	10 ... 200 000 min ⁻¹ / ±0.1‰ or ± 1 min ⁻¹ (the lower accuracy is applicable)
	Temperature type K	-50 ... +1000°C / 1% or ±1°C (the lower accuracy is applicable)
	Standards fulfilled	Frequency response according to ISO 2954
Display	Type	LCD, backlit
	Pixel area	115 x 78 mm
	Resolution	1/2 VGA (480 x 320 pixel)
	Color depth	16 grey scales
Power supply	Battery type	Li Ion rechargeable battery pack (7.2V / 4.8Ah - 34 Wh)
	Charging time	< 5 hours in the device or external with optional charging station
	Charger, input	110-240 V / 50-60 Hz
	Charging temperature	0°C ... +50°C
Computer	Processor	Intel Strong ARM 206 MHz
	Keyboard	2 joysticks and 12 keys for right-hand or left-hand operation. Keyboard illumination controlled by ambient light.
	Memory	Internal: 64 MB RAM; Compact Flash: 1 GB or 4 GB
	Serial interface	RS 232, <115 kBaud
	USB interface	USB host for printing; USB slave for data exchange with OMNITREND
	Ethernet interface	10 Mbit (10Base T)
	Printing	Direct printing of measurement reports via the USB port Compatible printer types: HP, Epson and other printers with USB connection
Environment / General	Connectors	Analog / Digital channels: MiniSnap socket Thermocouple (type K): QLA socket; all compatible to VIBSCANNER
	Housing	Aluminium
	Dimensions	250 x 220 x 37 mm (LxWxH)
	Weight	approx. 2.3 kg
	IP rating	IP65, dust and splash-proofed
	Temperature range	-10°C ... +50°C (Operation) -20°C ... +60°C (Storage)
	Intrinsic safety	Ⓔ II 2 G Ex ib IIC T4



VIBXPERT EX firmware structure

1 The functionality of the modular VIBXPERT EX firmware can be expanded as required by a password. The standard firmware can be upgraded with the following firmware modules:

- 2**
- Recording (VIB 5.385-FM)
 - Balancing (VIB 5.386-FM)
 - ODS / Modal analysis (VIB 5.389-FM)

3 The VIBXPERT EX Diagnosis and Trending packages contain the standard firmware for the 1-channel or the 2-channel instrument respectively.

1-channel data collector

In addition to the standard version, VIBXPERT EX is available as a pure 1-channel data collector in the 'Basic' packages. The appropriate basic firmware (VIB 5.360-B) and additionally included firmware modules provide

- Route-base data collection
- Vibration analysis using spectra
- Vibration analysis using time waveforms

Features of the standard firmware

PARAMETER		VIB 5.380 / VIB 5.382
Operating modes	Multimode, Characteristic Overall Values	<ul style="list-style-type: none"> • Vibration (Acceleration, Velocity, Displacement) • Current, Voltage (AC / DC) • Shock pulse (bearing condition) • Temperature • Rotational speed
	Multimode, Signals	<ul style="list-style-type: none"> • Amplitude spectrum for accel., velocity, displacement, current, voltage • Envelope spectrum for acceleration, velocity, shock pulse, current, voltage • Time waveform for acceleration, velocity, displacement, current, voltage • Phase measurement (polar diagram) • Impact test w/o recording of the exciting force • Runup/ Coast down analysis as phase / overall value/ spectrum over RPM (display as Bode or Nyquist diagram (phase - RPM)) with 2-channel firmware only (VIB 5.382): <ul style="list-style-type: none"> • 2-channel measurements with trigger • Orbit (filtered / unfiltered) • Cepstrum • Cross channel phase measurement • Impact test for natural frequency analysis on a shutdown or running machine* • ODS - Operation deflecting shape analysis* * requires optional firmware module VIB 5.389-FM
	Machine templates	Machine-specific templates for repetitive measurement tasks used for acceptance tests or service measurements.
	Route	<ul style="list-style-type: none"> • Set of measurement tasks for machine condition monitoring and diagnosis • Route guidance via tree / list view or machine graphics • Optimizer levels, TrendingSpectrum, 'Near location' mode for rapid data collection
Analysis functions	Cursor	single, delta, harmonics, sub harmonics, sideband cursor
	Frequency markers	Fixed and RPM-variable characteristic frequencies for machines, roller bearings and gearboxes can be displayed in 'Multimode' and 'Route' mode
	Alarm bands	Narrow band monitoring of damage frequencies (route mode only)
	Max 10 values	List of the 10 highest amplitudes in the spectrum
	Results display	<ul style="list-style-type: none"> • Linear scaling, Logarithmic scaling (Y axis) • Trend, Cascade diagram (waterfall), Polar plot • Order scaling for amplitude / envelope spectrum
Measurement functions	Multi Meas. tasks	Combination of several measurements in one task.
	Averaging	<ul style="list-style-type: none"> • none (not for temperature), • linear (not for time waveform), • peak hold (not for time waveform and temperature), • exponential (not for time waveform & temperature), • time-synchronous (time waveform, spectrum, balancing)
	Trigger modes	Free running, external (time-synchronous), internal Amplitude, Edge, Pre and post triggered.
	FFT	F_{min} : between 0.5 Hz and 10 Hz programmable F_{max} : between 200 Hz and 51.2 kHz programmable Lines: 400, 800, 1600, 3200, 6400, 12800, 25600, 51200, 102400 Window: Rectangular, Hanning, Hamming, Blackman, Bartlett, Flattop, Kaiser

Features of the optional firmware modules

RECORDING		VIB 5.315-FM
Features	Short-term recording	<ul style="list-style-type: none"> • Characteristic overall values, phase, spectrum and time waveform • Pre- and post history
	Start / stop triggering	time, rpm, threshold, manual
	Recording duration	approx. 10 minutes for time waveform with 512 Hz sampling rate
	Time waveform recorder	Continuous long-term signal recording
	Recording duration	approx. 132 hours with 512 Hz sampling rate and 2 GB CF card

Use of the time waveform recorder requires registration of the 'Time waveform' module (VIB 5.387-FM*). Also, the 'Advanced file export' software module VIB 8.984 is required to export data.

BALANCING		VIB 5.386-FM
Features	Meas. quantities	Vibration velocity, acceleration, displacement
	Balancing modes	One-plane balancing with vibration minimization in the second plane Balancing in two planes under operating conditions
	Correction type	Fixed location, Fixed mass, Tape measure, Free correction
	Operation	Graphical user interface with machine icons and on-screen instructions
	Additional measurement tasks	Diagnosis measurements for detecting an imbalance (characteristic overall value, spectrum, time waveform, phase)
	Add. averaging type	Unlimited averaging if the imbalance pointer is unstable

Additional measurement equipment required for balancing is available in a separate package:

- VIB 5.387-HW: 1-channel instrument
- VIB 5.386-HW: 2-channel instrument

ODS /MODALANALYSIS		VIB 5.389-FM
Features	Bump test with modal hammer	Analysis of operation-critical mode shapes, Visualization of the dynamic behavior of a structure
	Results display	Transmission function, Coherence function
	Add. averaging type	Negative averaging for measurements on a running machine
	ODS	Structure analysis on running machine

Use of this module requires registration of the following firmware modules:

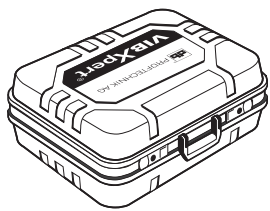
- VIB 5.381: 2-channel measurements, and
- VIB 5.391-FM*: Special analyses

Also, the 'Advanced file export' software module VIB 8.984 is required to export data.

* is included in the standard firmware VIB 5.380

VIB 5.360-1EEX: VIBXPert EX Basic package for 1-channel instrument

- 1
- 2
- 3



VIB 5.329 X



VIB 8.970




LIT 01.800

VIB 5.354-LD



VIB 5.300 EX



VIB 5.322



VIB 6.142 DEX



VIB 3.420



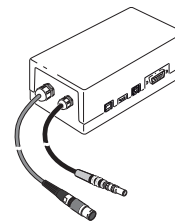
VIB 9.805
VIB 9.806
LIT 53.101



VIB 5.338



VIB 5.436



VIB 5.330-UNV



VIB 5.382-FFT
VIB 5.383-RTE
VIB 5.387-TW

Description

The Basic packages include the basic equipment for data collection and machine diagnostics with VIBXPert EX. The instrument is available only as 1-channel version featuring the Basic firmware plus the following modules:

- FFT analysis (VIB 5.382-FFT)
- Route-based data collection (VIB 5.383-RTE)
- Time waveform analysis (VIB 5.387-TW)

The Software CD (VIB 8.970) contains a demo version of the OMNITREND PC software as well as tools and firmware for VIBXPert EX. The Documentation CD (LIT 01.800) provides latest catalogs, brochures and manuals in PDF format.

Scope of supply

- VIB 5.300 EX VIBXPert EX instrument
- VIB 5.322 VIBXPert EX charger
- VIB 5.329-X VIBXPert EX case
- VIB 5.330-UNV Universal communication adapter
- VIB 5.338 USB cable for VIBXPert EX, 2x
- VIB 5.354-LD VIBXPert EX leather carrying strap
- VIB 5.382-FFT FFT analysis, firmware certificate
- VIB 5.383-RTE Route data collector, firmware certificate

- VIB 5.387-TW Time waveform, Firmware certificate
- VIB 5.436 Spiral cable for Current line-drive transducers
- VIB 6.142 DEX Accelerometer for standard machines, intrinsically safe
- VIB 3.420 Magnetic holder for curved mounting surfaces
- VIB 9.805.G VIBXPert manual
- LIT 53.101.EN VIBXPert EX short instructions
- VIB 9.806.G VIBXPert balancing manual
- LIT 01.800 CD ROM, Condition Monitoring catalogs, brochures, magazines
- VIB 8.970 CD ROM, Condition Monitoring software & firmware (incl. OMNITREND demo ver.)

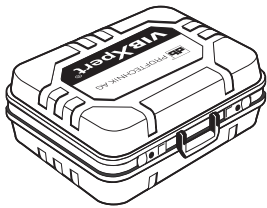
Not shown:

- 0 0594 0219 EC-type Examination Certificate - ATEX - VIBXPert EX
- 0 0594 0221 Technical data sheet, UNV communication adapter

Applies to the U.S. market:

Package contains VIBXPert EX charger VIB 5.322.

VIB 5.364-1EEX: VIBXPERT EX Basic Trending package for 1-channel instrument



VIB 5.329 X



VIB 8.981

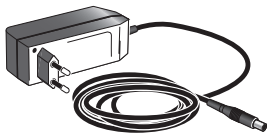


LIT 01.800

VIB 5.354-LD



VIB 5.300 EX



VIB 5.322



VIB 6.142 DEX



VIB 3.420



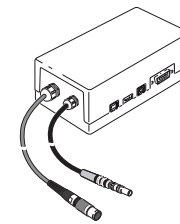
VIB 9.631
VIB 9.805
VIB 9.806
LIT 53.101



VIB 5.338



VIB 5.436



VIB 5.330-UNV



VIB 5.382-FFT
VIB 5.383-RTE
VIB 5.387-TW
VIB 8.981-P

Description

The Basic packages include the basic equipment for data collection and machine diagnostics with VIBXPERT EX. The instrument is available only as 1-channel version featuring the Basic firmware plus the following modules:

- FFT analysis (VIB 5.382-FFT)
- Route-based data collection (VIB 5.383-RTE)
- Time waveform analysis (VIB 5.387-TW)

The Software CD (VIB 8.981) contains the full version of the OMNITREND PC software as well as tools and firmware for VIBXPERT II. The Documentation CD (LIT 01.800) provides latest catalogs, brochures and manuals in PDF format.

Scope of supply

VIB 5.300 EX VIBXPERT EX instrument
 VIB 5.322 VIBXPERT EX charger
 VIB 5.329-X VIBXPERT EX case
 VIB 5.330-UNV Universal communication adapter
 VIB 5.338 USB cable for VIBXPERT EX, 2x
 VIB 5.354-LD VIBXPERT EX leather carrying strap
 VIB 5.382-FFT FFT analysis, firmware certificate
 VIB 5.383-RTE Route data collector, firmware certificate
 VIB 5.387-TW Time waveform, Firmware certificate

VIB 5.436 Spiral cable for Current line-drive transducers
 VIB 6.142 DEX Accelerometer for standard machines, intrinsically safe
 VIB 3.420 Magnetic holder for curved mounting surfaces
 VIB 9.805.G VIBXPERT manual
 LIT 53.101.EN VIBXPERT EX short instructions
 VIB 9.806.G VIBXPERT balancing manual
 LIT 01.800 CD ROM, Condition Monitoring catalogs, brochures, magazines
 VIB 8.981 CD ROM, OMNITREND for VIBXPERT, PC software
 VIB 9.631.G OMNITREND getting started
 VIB 8.981-P PC licence for VIBXPERT EX

Not shown:

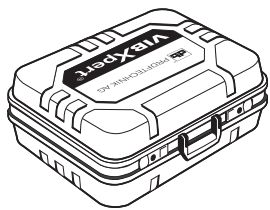
0 0594 0219 EC-type Examination Certificate - ATEX - VIBXPERT EX
 0 0594 0221 Technical data sheet, UNV communication adapter

Applies to the U.S. market:

Package contains VIBXPERT EX charger VIB 5.322.

VIB 5.360-1EX: VIBXPert EX Diagnosis package for 1-channel instrument

- 1
- 2
- 3



VIB 5.329 X




VIB 8.970



LIT 01.800



VIB 5.354-LD



VIB 5.322



VIB 6.142 DEX



VIB 3.420

VIB 5.300 EX



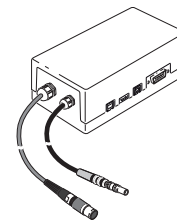
VIB 9.805
VIB 9.806
LIT 53.101



VIB 5.338



VIB 5.436



VIB 5.330-UNV



VIB 5.380-L

Description

The Diagnosis packages include the basic equipment for data collection and machine diagnostics with VIBXPert EX. The instrument is available as 1-channel or 2-channel version featuring the Standard firmware.

The Software CD (VIB 8.970) contains a demo version of the OMNITREND PC software as well as tools and firmware for VIBXPert EX. The Documentation CD (LIT 01.800) provides latest catalogs, brochures and manuals in PDF format.

Scope of supply

- VIB 5.300 EX VIBXPert EX instrument
- VIB 5.322 VIBXPert EX charger
- VIB 5.329-X VIBXPert EX case
- VIB 5.330-UNV Universal communication adapter
- VIB 5.338 USB cable for VIBXPert EX, 2x
- VIB 5.354-LD VIBXPert EX leather carrying strap
- VIB 5.380-L 1-channel standard firmware certificate
- VIB 5.436 Spiral cable for Current line-drive transducers
- VIB 6.142 DEX Accelerometer for standard machines, intrinsically safe

- VIB 3.420 Magnetic holder for curved mounting surfaces
- VIB 9.805.G VIBXPert manual
- LIT 53.101.EN VIBXPert EX short instructions
- VIB 9.806.G VIBXPert balancing manual
- LIT 01.800 CD ROM, Condition Monitoring catalogs, brochures, magazines
- VIB 8.970 CD ROM, Condition Monitoring software & firmware (incl. OMNITREND demo ver.)

- Not shown:
- 0 0594 0219 EC-type Examination Certificate - ATEX - VIBXPert EX
 - 0 0594 0221 Technical data sheet, UNV communication adapter

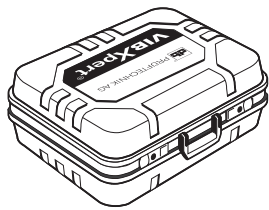
Upgrade

- VIB 5.381 Firmware upgrade to 2-channel version

Applies to the U.S. market:

Package contains VIBXPert EX charger VIB 5.323.

VIB 5.360-2EX: VIBXPert EX Diagnosis package for 2-channel instrument



VIB 5.329 X



VIB 8.970




LIT 01.800

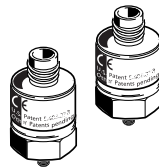
VIB 5.354-LD



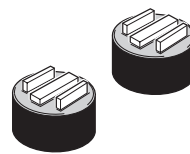
VIB 5.300 EX



VIB 5.322



VIB 6.142 DEX




VIB 3.420



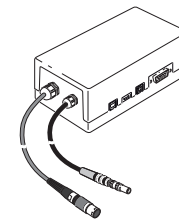
VIB 9.805
VIB 9.806
LIT 53.101



VIB 5.338



VIB 5.436



VIB 5.330-UNV



VIB 5.380-L
VIB 5.382-L

Description

The Diagnosis packages include the basic equipment for data collection and machine diagnostics with VIBXPert EX. The instrument is available as 1-channel or 2-channel version featuring the Standard firmware.

The Software CD (VIB 8.970) contains a demo version of the OMNITREND PC software as well as tools and firmware for VIBXPert EX. The Documentation CD (LIT 01.800) provides latest catalogs, brochures and manuals in PDF format.

Scope of supply

- VIB 5.300 EX VIBXPert EX instrument
- VIB 5.322 VIBXPert EX charger
- VIB 5.329-X VIBXPert EX case
- VIB 5.330-UNV Universal communication adapter
- VIB 5.338 USB cable for VIBXPert EX, 2x
- VIB 5.354-LD VIBXPert EX leather carrying strap
- VIB 5.380-L 1-channel standard firmware certificate
- VIB 5.382-L 2-channel standard firmware certificate

- VIB 5.436 Spiral cable for Current line-drive transducers, 2x
- VIB 6.142 DEX Accelerometer for standard machines, intrinsically safe, 2x
- VIB 3.420 Magnetic holder for curved mounting surfaces, 2x
- VIB 9.805.G VIBXPert manual
- LIT 53.101.EN VIBXPert EX short instructions
- VIB 9.806.G VIBXPert balancing manual
- LIT 01.800 CD ROM, Condition Monitoring catalogs, brochures, magazines
- VIB 8.970 CD ROM, Condition Monitoring software & firmware (incl. OMNITREND demo ver.)

Not shown:

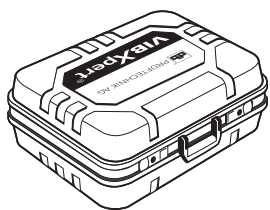
- 0 0594 0219 EC-type Examination Certificate - ATEX - VIBXPert EX
- 0 0594 0221 Technical data sheet, UNV communication adapter

Applies to the U.S. market:

Package contains VIBXPert EX charger VIB 5.323.

VIB 5.364-1EX: VIBXPert EX Trending package for 1-channel instrument

- 1
- 2
- 3



VIB 5.329 X



VIB 8.981




LIT 01.800

VIB 5.354-LD



VIB 5.300 EX



VIB 5.322



VIB 6.142 DEX



VIB 3.420



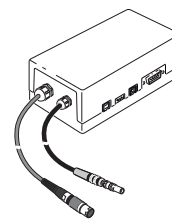
VIB 9.631
VIB 9.805
VIB 9.806
LIT 53.101



VIB 5.338



VIB 5.436



VIB 5.330-UNV



VIB 5.380-L
VIB 8.115
VIB 8.981-P

Description

The Trending packages include the basic equipment for data collection and machine diagnostics with VIBXPert EX. The instrument is available as 1-channel or 2-channel version featuring the Standard firmware.

The Software CD (VIB 8.981) contains the full version of the OMNITREND PC software as well as tools and firmware for VIBXPert II. The Documentation CD (LIT 01.800) provides latest catalogs, brochures and manuals in PDF format.

Scope of supply

- VIB 5.300 EX VIBXPert EX instrument
- VIB 5.322 VIBXPert EX charger
- VIB 5.329-X VIBXPert EX case
- VIB 5.330-UNV Universal communication adapter
- VIB 5.338 USB cable for VIBXPert EX, 2x
- VIB 5.354-LD VIBXPert EX leather carrying strap
- VIB 5.380-L 1-channel standard firmware certificate
- VIB 5.436 Spiral cable for Current line-drive transducers
- VIB 6.142 DEX Accelerometer for standard machines, intrinsically safe

- VIB 3.420 Magnetic holder for curved mounting surfaces
- VIB 9.805.G VIBXPert manual
- LIT 53.101.EN VIBXPert EX short instructions
- VIB 9.806.G VIBXPert balancing manual
- LIT 01.800 CD ROM, Condition Monitoring catalogs, brochures, magazines
- VIB 8.981 CD ROM, OMNITREND for VIBXPert, PC software
- VIB 9.631.G OMNITREND getting started
- VIB 8.115 OMNITREND web, single user certificate
- VIB 8.981-P PC licence for VIBXPert EX

- Not shown:
- 0 0594 0219 EC-type Examination Certificate - ATEX - VIBXPert EX
 - 0 0594 0221 Technical data sheet, UNV communication adapter

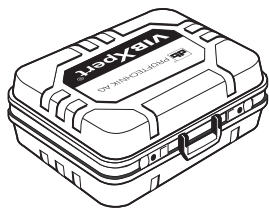
Upgrade

- VIB 5.381 Firmware upgrade to 2-channel version

Applies to the U.S. market:

Package contains VIBXPert EX charger VIB 5.323.

VIB 5.364-2EX: VIBXPERT EX Trending package for 2-channel instrument



VIB 5.329 X



VIB 8.981




LIT 01.800

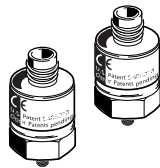


VIB 5.354-LD

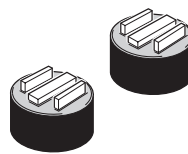
VIB 5.300 EX



VIB 5.322



VIB 6.142 DEX




VIB 3.420



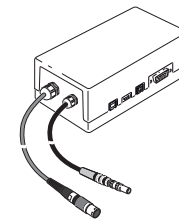
VIB 9.631
VIB 9.805
VIB 9.806
LIT 53.101



VIB 5.338



VIB 5.436



VIB 5.330-UNV



VIB 5.380-L
VIB 5.382-L
VIB 8.115
VIB 8.981-P

Description

The Trending packages include the basic equipment for data collection and machine diagnostics with VIBXPERT EX. The instrument is available as 1-channel or 2-channel version featuring the Standard firmware.

The Software CD (VIB 8.981) contains the full version of the OMNITREND PC software as well as tools and firmware for VIBXPERT II. The Documentation CD (LIT 01.800) provides latest catalogs, brochures and manuals in PDF format.

Scope of supply

- VIB 5.300 EX VIBXPERT EX instrument
- VIB 5.322 VIBXPERT EX charger
- VIB 5.329-X VIBXPERT EX case
- VIB 5.330-UNV Universal communication adapter
- VIB 5.338 USB cable for VIBXPERT EX, 2x
- VIB 5.354-LD VIBXPERT EX leather carrying strap
- VIB 5.380-L 1-channel standard firmware certificate
- VIB 5.382-L 2-channel standard firmware certificate
- VIB 5.436 Spiral cable for line-drive transducers, 2x
- VIB 6.142 DEX Accelerometer for standard machines, intrinsically safe, 2x

- VIB 3.420 Magnetic holder for curved mounting surfaces, 2x
- VIB 9.805.G VIBXPERT manual
- LIT 53.101.EN VIBXPERT EX short instructions
- VIB 9.806.G VIBXPERT balancing manual
- LIT 01.800 CD ROM, Condition Monitoring catalogs, brochures, magazines
- VIB 8.981 CD ROM, OMNITREND for VIBXPERT, PC software
- VIB 9.631.G OMNITREND getting started
- VIB 8.115 OMNITREND web, single user certificate
- VIB 8.981-P PC licence for VIBXPERT EX

- Not shown:
- 0 0594 0219 EC-type Examination Certificate - ATEX - VIBXPERT EX
 - 0 0594 0221 Technical data sheet, UNV communication adapter

Applies to the U.S. market:

Package contains VIBXPERT EX charger VIB 5.323.

VIB 5.387-XHW: VIBXPERT EX transducer set for balancing with 1-channel instrument

1

2

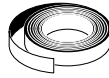
3



VIB 6.147 DEX



VIB 3.420



VIB 3.306



VIB 6.631 EX



VIB 6.632



MiniSnap

VIB 5.437-2,9

TNC



MiniSnap

VIB 5.432-2,9

BINDER

Description

This package extends the functionality of any VIBXPERT EX instrument to include rotor balancing, with on-screen user guidance through the streamlined procedure.

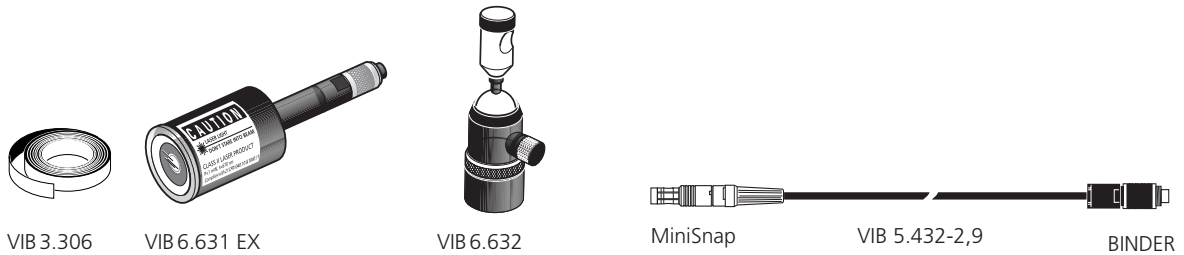
Scope of supply

VIB 3.306	Reflective tape, 10 mm
VIB 3.420	Magnetic holder for curved mounting surfaces
VIB 5.432-2,9	Trigger cable, 2.9 m
VIB 5.437-2,9	Cable for Current line-drive transducer, 2.9 m
VIB 6.147 DEX	Accelerometer for low-speed machines, intrinsically safe
VIB 6.631 EX	Laser Trigger Sensor, intrinsically safe
VIB 6.632	Trigger stand

Note

The VIBXPERT balancing firmware module (VIB 5.386-FM) is not included in the transducer set.

VIB 5.386-XHW: VIBXPERT EX transducer set for balancing with 2-channel instrument



Description

This package extends the functionality of any VIBXPERT EX instrument to include rotor balancing, with on-screen user guidance through the streamlined procedure.

Scope of supply

VIB 3.306	Reflective tape, 10 mm
VIB 5.432-2,9	Trigger cable, 2.9 m
VIB 6.631 EX	Laser Trigger Sensor, intrinsically safe
VIB 6.632	Trigger stand

Note

The VIBXPERT balancing firmware module (VIB 5.386-FM) is not included in the transducer set.

VIB 5.388-XHW: VIBXPERT EX transducer set for balancing with 2-channel instrument on low-speed machinery

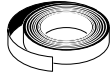
1

2

3



VIB 6.147 DEX



VIB 3.306



VIB 6.631 EX



VIB 6.632



MiniSnap

VIB 5.432-2,9

BINDER

Description

This package extends the functionality of any VIBXPERT EX instrument to include rotor balancing, with on-screen user guidance through the streamlined procedure.

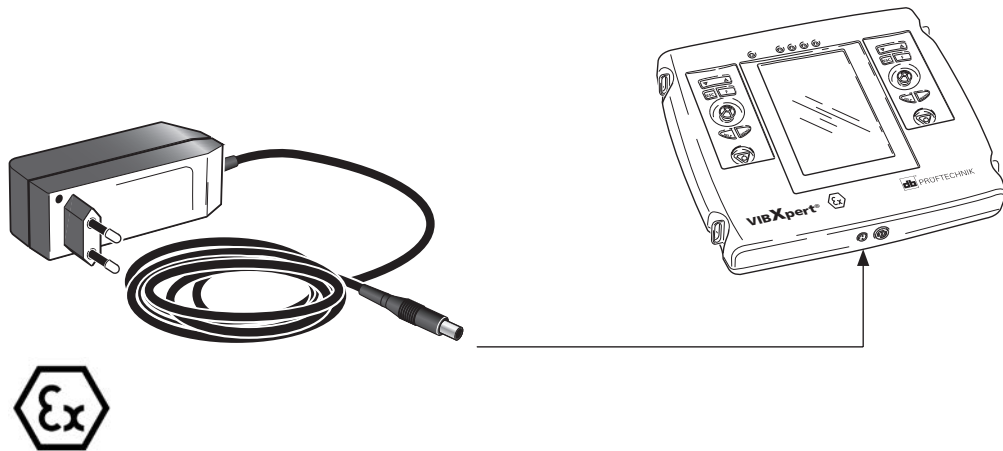
Note

The VIBXPERT balancing firmware module (VIB 5.386-FM) is not included in the transducer set.

Scope of supply

VIB 3.306	Reflective tape, 10 mm
VIB 5.432-2,9	Trigger cable, 2.9 m
VIB 6.147 DEX	Accelerometer for low-speed machines, intrinsically safe, 2x
VIB 6.631 EX	Laser Trigger Sensor, intrinsically safe
VIB 6.632	Trigger stand

VIB 5.322: VIBXPert EX charger



1

2

3

Description

The rechargeable battery in VIBXPert EX is permanently installed in the housing. To charge the battery, connect the charger to the charging socket. After charging, the charger switches automatically to trickle-mode in order to protect the battery.

VIBXPert EX can be operated during charging. However, measurements should not be performed.

Safety note

Do not charge the battery in hazardous areas!

Applies to the U.S. market:

The VIB 5.323 charger has a U.S. plug.

Technical data

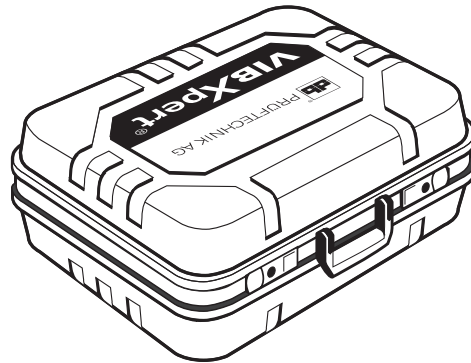
PARAMETER		VIB 5.322
Electrical	Primary voltage	110 - 240VAC; 50 - 60 Hz
	Secondary voltage	12 VDC / 2A
	Charging duration	< 5 hours, depends on battery charge condition
General	Environmental protection	IP 20
	Temperature range, operation	-5°C ... +40°C
	Temperature range, storage	-20°C ... +70°C
	Dimensions (WxHxL)	40 x 45 x 110 mm
	Cable length	approx. 1.5 m

VIB 5.329-X: VIBXPERT EX case

1

2

3



Description

This black case of rugged ABS plastic with contoured foam insert protects all components of the VIBXPERT EX system during transport (contents not included).

It also offers plenty of space for accessories. The case is key lockable and drop-tested from 2 meters (6' 6").

ATTENTION!

The case is not allowed in hazardous areas!

Technical data

PARAMETER		VIB 5.329-X
General	Material	ABS plastic
	Dimensions (W x D x H)	470 x 400 x 195 mm
	Empty weight	3 kg

VIBXPERT EX Leather bag and accessories

VIB 5.355 : VIBXPERT EX leather bag

VIB 5.354-LD : VIBXPERT EX leather carrying strap

1

2

3



Description

The leather bag (VIB 5.355) provides a convenient aid in carrying the VIBXPERT EX instrument around.

The continuously adjustable carrying strap (VIB 5.354-LD) can be adjusted to fit nearly any body size.

Communication adapter and USB cable for VIBXPERT EX

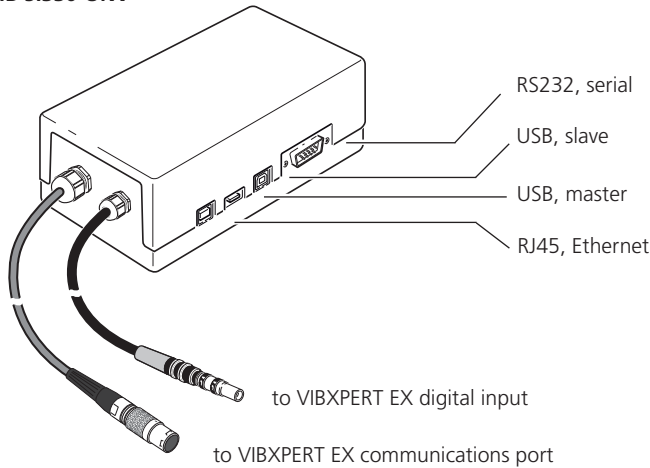
1

VIB 5.330-UNV : Universal communication adapter for VIBXPERT EX

VIB 5.338 : USB cable for VIBXPERT EX

2

VIB 5.330-UNV



3

VIB 5.338



Application

The VIB 5.330-UNV adapter is a communication and printer interface for VIBXPERT EX. The adapter protects the instrument against damage due to over voltages that may arise from connecting non-certified peripheral equipment.

Connection

The adapter is connected to VIBXPERT EX using the integrated cables. The connectors are color-coded to match the instrument sockets.

The adapter is connected to the PC via the serial or USB (slave) interface. An RJ45 socket is provided for the net-

work connection. To print out reports from VIBXPERT EX, the adapter must be connected to a suitable printer via USB (master) and to a running PC via USB (slave) in order to operate the printer.

Note

The adapter may not be used in hazardous environments! The adapter can also be operated with standard VIBXPERT (non-EX version).

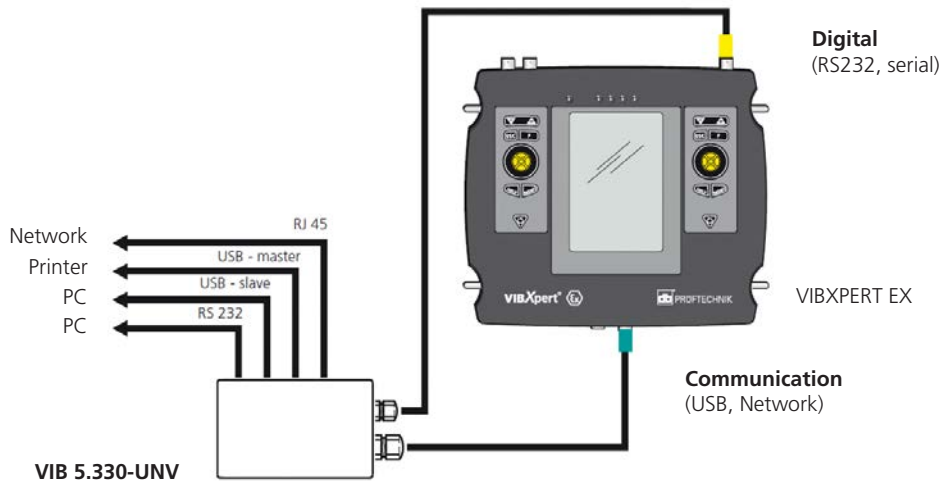
Technical data

PARAMETER		VIB 5.330-UNV
Interfaces	VIBXPERT side	Two integrated connecting cables for digital and communications port
	PC	RS 232 and USB (slave)
	Printer	USB (master)
	Network	RJ 45
General	Case material	Plastic - Polystyrol
	Dimensions, L x B x H	170 x 80 x 55 mm
	Weight	approx. 350 g

- 1
- 2
- 3

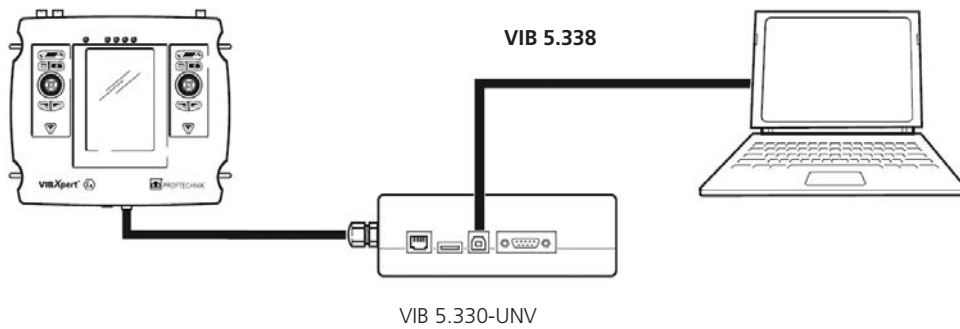
Application example

VIB 5.330-UNV connected to VIBXPERT EX



Application example

PC connected to VIBXPERT EX



VIB 5.332-X : Keyphaser adapter for machine protection systems (VIBXPERT EX)

1

2

3



Application

This adapter converts a pulse signal (including the DC level) to a 5V rectangular signal. This makes it possible to connect keyphaser, such as from the Bently Nevada, with measuring devices from PRÜFTECHNIK:

- VIBXPERT EX
- VIBSCANNER EX

Connection

On the device side, the adapter is equipped with an 8-pin binder socket that is connected to trigger cable VIB 5.432-2,9. The signal input side provides a BNC socket.

Technical data

PARAMETER		VIB 5.332-X
Electrical	Operating voltage	5.4 V ± 10%
	Power consumption	0.5 mA
	Input signal, Pulse width	> 100 µs
	- , Pulse level	> 500 mV _{pp}
	- , DC fraction	+8 V to -30 V
	Output signal	5 V, rectangular signal
	Input resistance	200 kOhm
	Output resistance	1 kOhm
Mechanical	Housing material	Stainless steel, VA 1.4301
	Length, incl. connectors	130 mm
	Diameter	15 mm
	Weight	30 g
	Env. protection class	IP 65
	Temperature range	0°C ... +40°C
Interfaces	Input signal	Binder connector, 8 pin, 712 series
	- , Pin allocation	2 / 5V, 4 / rectangular signal, 7 / GND
	Output signal	BNC connector
	- , Pin allocation	internal contact / signal, external contact / GND

Safety notes


The cable adapter may not be used in hazardous areas!

The cable adapter protects the digital port of the VIBXPERT EX against surges. The adapter must be connected with VIBXPERT EX only outside the hazardous area to an electrical circuit, whose maximum voltage does not exceed 265 V_{rms} when a malfunction occurs.

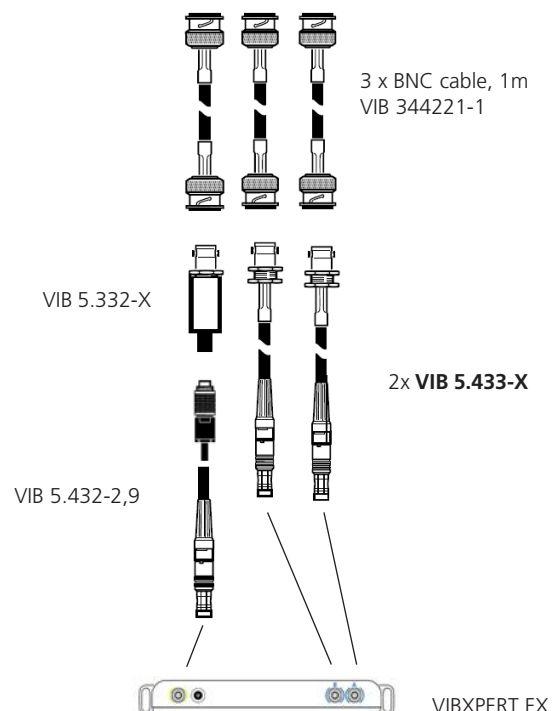
Ambient temperature: 0°C to + 40°C.

Application example

VIBXPERT EX connected to Bently Nevada 3300 series



Bently Nevada machine protection system, 3300 series



VIB 5.433-X : Cable adapter for the measurement of signal-low voltage with VIBXPRT EX



- 1
- 2
- 3

Application

This cable adapter is used to measure signal-low voltage (AC/DC: 0-30V) provided by other measuring instruments.

An additional cable with at least one BNC plug is required to connect the adapter cable to the signal-measuring instrument.

Safety notes

The cable adapter may not be used in hazardous areas!

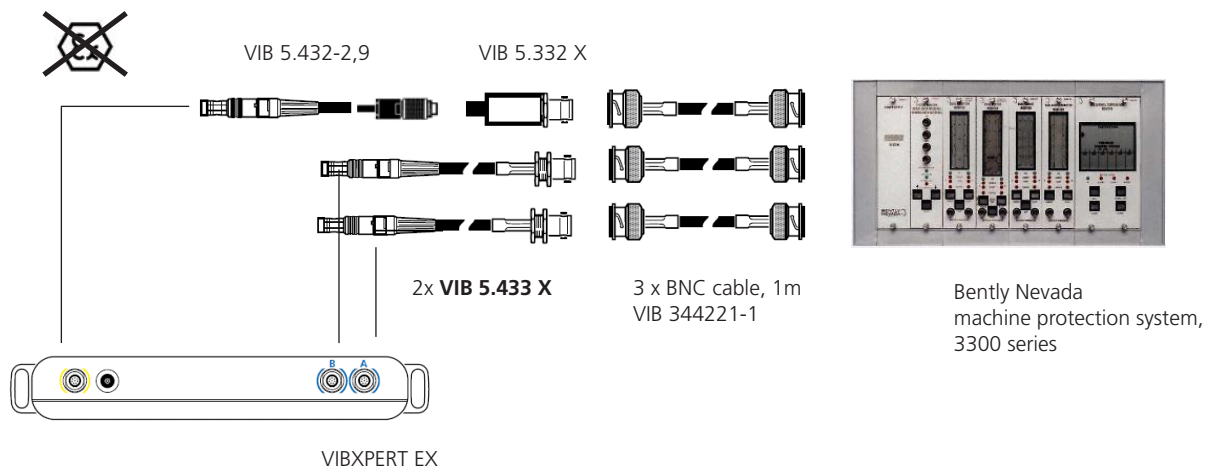
The cable adapter protects the analog port of the data collector (VIBXPRT EX) against surges. The adapter must be connected with the data collector only outside the hazardous area to an electrical circuit, whose maximum voltage does not exceed $265 V_{rms}$, when a malfunction occurs.

Technical data

PARAMETER		VIB 5.433-X
General	Cable length	0.7 ... 1.8 m
	Temperature range	0°C ... + 40°C
	Maximum measurement error	-2,0% / +2,7%
	Upper frequency for AC measurements	5 kHz

Application example

Measuring shaft vibration via machine protection system (e.g. Bently Nevada 3300) as voltage signal



1

Application example

Pressure / Throughput as a voltage level (0-10V)

2

3



VIB 5.433 X

*BNC

Pressure

Throughput

Etc.

*Cable with at least one BNC connector required.



VIBXPRT EX

Common cables for VIBXPRT EX and VIBXPRT II

VIB 5.339:	Cable extension for Current Linedrive accelerometer, 8 meters	see page 29
VIB 5.422:	Cable for ICP-type accelerometer (VIBXPRT EX only w/ VIB 6.172 XICP)	see page 30
VIB 5.431 :	Cable for analog signal output	see page 32
VIB 5.432-2,9 :	Connection cable for RPM sensors	see page 31
VIB 4.750-5 :	Cable extension for VIB 5.432-2,9	see page 31
VIB 5.443 :	Connection cable for TTL trigger sensors	see page 31
VIB 5.436 :	Spiral connection cable for current line-drive transducer	see page 27
VIB 5.437-2,9 :	Straight connection cable for current line-drive transducer, 2.9 meters	see page 27
VIB 5.437-5 :	Straight connection cable for current line-drive transducer, 5 meters	see page 27
VIB 5.444-5 :	Universal cable extension for analog measurement channel, 5 meters	see page 28

Note

The above cables can be operated with VIBXPRT EX and VIBXPRT II. Further information on the individual cables can be found on the pages indicated in Chapter 1.

OMNITREND for VIBXPERT

1

VIB 8.981 : OMNITREND for VIBXPERT, Software package

VIB 8.981-DR : VIBXPERT device driver for OMNITREND

VIB 5.312-P : PC licence for VIBXPERT II

2

VIB 8.982 : OMNITREND ‚View‘ for VIBXPERT, Software package

3



Description

The OMNITREND software package **VIB 8.981** contains the CD ROM and the following items:

- VIB 5.312-P PC licence
(Communication password for one VIBXPERT EX instrument)
- VIB 8.981-OMT Password certificate
(Registration of the OMNITREND full version; will only be sent out after the request for the registration password ('Return fax') has been received.)
- VIB 9.631.G OMNITREND, Getting started

With the OMNITREND View software package **VIB 8.982** only multimode measurement can be imported in the database (no route data). The VIB 8.982 package contains the CD ROM and the following items:

- VIB 5.312-P PC licence
(Communication password for one VIBXPERT EX instrument)
- VIB 8.982-OMT Password certificate
(Registration of the OMNITREND full version; will only be sent out after the request for the registration password ('Return fax') has been received.)
- VIB 9.631.G OMNITREND, Getting started

The device driver **VIB 8.981-DR** is required to operate the OMNITREND software already available with the VIBXPERT II . VIB 8.981-DR contains:

- VIB 5.312-P PC licence
(Communication password for one VIBXPERT EX instrument)
- VIB 8.981-OMT Password certificate
(Registration of the OMNITREND full version; will only be sent out after the request for the registration password ('Return fax') has been received.)
- VIB 9.631.G OMNITREND, Getting started


Each further VIBXPERT EX is registered with a separate **VIB 5.312-P** PC license.

Order information

To simplify the order processing, please fax any existing registration certificates when ordering.

Chapter 3

VIBXPert II Balancer




VIBXPERT II Balancer - Field balancing in one plane or two planes

1

2

3



VIBXPERT II Balancer is a high performance, full-featured portable dual channel measurement device for field balancing of rotating machinery in one plane or two planes. In addition to the balancing procedure, the device provides extensive vibration analyses, resonance tests and phase measurements for fault diagnosis and acceptance of equipment. VIBXPERT II balancer can be upgraded by password to VIBXPERT II FFT data collector and signal analyzer (see Chapter 1).

Key features

- **Intuitive** to operate on its graphical user interface and effective use of color.
- **Fast** thanks to optimized measuring workflow and advanced processor technology.
- **Ergonomic** with a handy design and brilliant color display.
- **Powerful** due to many practical analysis functions and measuring templates.
- **Long-lived** with a long battery life and a large data memory.

Application

- One- or two-plane field balancing
- Vibration analysis
- Resonance analysis

Analysis functions

- Overall values and process parameters
- Time waveform
- Amplitude spectrum
- Envelope acceleration spectrum
- Phase incl. recording
- Bump test, 1-channel
- Coast-down/run-up test
- Signal post-processing for time waveform (overalls)
- ISO standards for evaluation

Valuable additional features

- Balancing reports can be stored on a USB memory stick and printed out
- Rugged hard case
- Extensive accessories
- Upgrade firmware modules available

Hardware

- Two true synchronous channels
- Replaceable compact flash card
- Dust and splash proof (IP65) - ideal for use in demanding environments
- Connector for type K thermocouples
- Signal output for strobe light

Ergonomics

- Large backlit VGA color display for easy reading, comprehensive data presentation and interpretation
- LED traffic light display: results evaluation according to ISO standards or user-defined alarm thresholds
- Daylight sensor controls keyboard illumination
- Easy-to-use navigation key pad
- Icon based user interface
- Color-coded cable connectors
- Online context-sensitive HELP.

Power supply

- Powered by the latest Lithium-Ion battery technology for at least 8 hours operation
- Smart internal battery charging
- Power management (display illumination)

Communication

- Fully networkable
- PC connection via USB, Ethernet, RS232.

VIBXPRT II Balancer firmware

The VIBXPRT II Balancer firmware (VIB 5.317 B) provides all measurement function required to diagnose and correct an imbalance on rotating machinery.

The ‚Balancer‘ firmware can be upgraded to ‚Advanced‘ firmware at any time by registering the required VIBXPRT II firmware module (see Chapter 1).

1

2

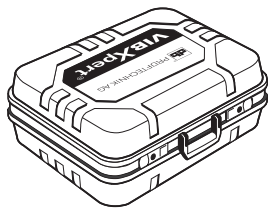
3

Balancer firmware feature

PARAMETER		VIB 5.317-B
Operating modes	Multimode, Analysis	<ul style="list-style-type: none"> Overall value of acceleration, velocity, displacement Amplitude spectrum w/ fixed parameters for accel., velocity, displacement Run-up/ Coast-down analysis for acceptance checks and for the evaluation of resonances; phase / overall value over RPM (displayed as Bode or Nyquist diagram (phase - RPM)) Vibration pointer (phase - speed) with recording function for the evaluation and documentation of the time response, the speed dependency of vibrations and for the quick evaluation of the phase reference of measurement points.
	Multimode, Signals	<ul style="list-style-type: none"> Time waveform for acceleration, velocity, displacement
	Multimode, Advanced	<ul style="list-style-type: none"> Envelope spectrum of acceleration (f_{max}: 800 Hz / HP: 10kHz) for bearing analysis and analysis of shock-excited vibrations. Phase measurement w/ recording Temperature Impact test w/o recording of the exciting force, 1 channel Overall value for user-defined quantity (AC) Amplitude spectrum w/ fixed parameters for user-defined quantity (AC) Time waveform for user-defined quantity (AC)
	Balancing	<ul style="list-style-type: none"> One-plane balancing; optional: vibration minimization in the second plane Balancing in two planes under operating conditions Correction type: Fixed location, Fixed mass, Tape measure, Free correction Calculation of balancing grade and residual centrifugal force Balancing speed: 30-199,000 1/min Balancing report with selectable options
Analysis funct.	Cursor	<ul style="list-style-type: none"> Single, delta, harmonics, sub harmonics, sideband cursor
	Max 10 values	<ul style="list-style-type: none"> List of the 10 highest amplitudes in the spectrum
	Result display	<ul style="list-style-type: none"> Linear scaling, Logarithmic scaling (Y axis) Trend, Cascade diagram (waterfall), Polar plot Order scaling for amplitude / envelope spectrum
Measurement functions	Averaging	<ul style="list-style-type: none"> none (not for temperature), linear (not for time waveform), peak hold (not for time waveform & temperature), exponential (not for time waveform & temperature), time-synchronous (time waveform, balancing) Unlimited averaging if the imbalance pointer is unstable (balancing)
	Trigger modes	<ul style="list-style-type: none"> Free running, external (time-synchronous), internal Amplitude, Edge, Pre and post triggered.
	FFT	<ul style="list-style-type: none"> F_{min}: 1 / 2 / 10 Hz, selectable acc. to meas. quantity F_{max}: 0,2 / 0,4 / 0,8 / 1,6 / 12,8 kHz, selectable acc. to meas. quantity Lines: 800 / 1600 / 3200 / 6400, selectable acc. to meas. quantity Window: Hanning

VIB 5.310 B: VIBXPERT II Balancer package

- 1
- 2
- 3



VIB 5.328



VIB 8.970

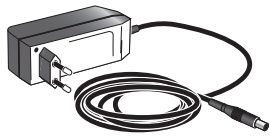


LIT 01.800

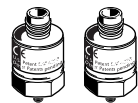


VIB 5.310

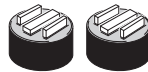
VIB 5.356



VIB 5.320-INT



VIB 6.147



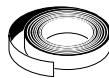
VIB 3.420



VIB 6.631



VIB 6.632



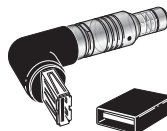
VIB 3.306



LIT 53.203
LIT 53.103



VIB 5.317-B



VIB 5.330 MEM
VIB 5.330-USB



VIB 5.330 SUSB



VIB 5.436



VIB 5.437-2,9



VIB 5.339



VIB 5.432-2,9



VIB 4.750 - 5

Description

The Balancer package includes the equipment for single / dual plane balancing and machine diagnostics with VIBXPERT II. The instrument features the 'Balancer' firmware.

Scope of supply

- VIB 5.310 VIBXPERT II instrument, incl. rechargeable battery
- VIB 5.317-B Balancer firmware certificate
- VIB 5.320-INT VIBXPERT II charger
- VIB 5.328 VIBXPERT II case
- VIB 5.330MEM Adapter for USB pen drive
- VIB 5.330-USB USB pen drive
- VIB 5.330SUSB USB cable, PC communication
- VIB 5.356 VIBXPERT II carrying bag

- VIB 3.306 Reflective tape
- VIB 3.420 Magnetic holder for curved mounting surfaces, 2x
- VIB 4.750-5 Cable extension for trigger cable, 5 m
- VIB 5.339 Cable extension for CLD-type accelerometers, 8 m

- VIB 5.432-2,9 Trigger cable
- VIB 5.436 Spiral cable, CLD-type accelerometers
- VIB 5.437-2,9 Straight cable, CLD-type accelerometers
- VIB 6.147 CLD-type accelerometer for low-speed machinery, 2x
- VIB 6.631 Laser trigger / Laser RPM sensor
- VIB 6.632 Trigger stand
- LIT 53.203.EN VIBXPERT II Balancer manual
- LIT 53.103.EN VIBXPERT II Balancer short instructions
- LIT 01.800 CD ROM, Condition Monitoring catalogs, brochures, magazines
- VIB 8.970 CD ROM, Condition Monitoring software & firmware (incl. OMNITREND demo ver.)

Upgrade to 'Advanced 2-channel' with **VIB 5.310-UGB:**

- VIB 5.311 Firmware certificate, 1-channel
- VIB 5.311-CH2 Firmware certificate, 2-channel
- VIB 5.316-BAL Firmware certificate, Balancing
- LIT 53.201.EN VIBXPERT II operating instructions
- LIT 53.202.EN VIBXPERT II balancing instructions

Index by order number

Order no.	Page	Order no.	Page
LIT 01.800	10	VIB 5.345-6	30
LIT 53.101.EN	54	VIB 5.346	42
LIT 53.102.EN	10	VIB 5.346-MUX	42
LIT 53.103.DE	76	VIB 5.354-CL	25
LIT 53.103.EN	76	VIB 5.354-GT	25
LIT 53.201.EN	10	VIB 5.354-HS	25
LIT 53.202.EN	10	VIB 5.354-LD	65
LIT 53.203.EN	76	VIB 5.355	65
VIB 3.420	10	VIB 5.356	25
VIB 4.750-5	31	VIB 5.360-1EEX	54
VIB 5.300 EX	50	VIB 5.360-1EX	56
VIB 5.310	6	VIB 5.360-2EX	57
VIB 5.310-1	12	VIB 5.364-1EEX	55
VIB 5.310-1E	10	VIB 5.364-1EX	58
VIB 5.310-2	14	VIB 5.364-2EX	59
VIB 5.310 B	76	VIB 5.382	52
VIB 5.310-UGB	76	VIB 5.383-RTE	54, 55
VIB 5.311	8, 12, 13, 15	VIB 5.386-FM	53
VIB 5.311-1UG	16	VIB 5.386-HW	19
VIB 5.311-2UG	16	VIB 5.386-XHW	61
VIB 5.311-CH2	8, 14	VIB 5.387-HW	18
VIB 5.311-UOM	16	VIB 5.387-TW	54, 55
VIB 5.312-P	46, 72	VIB 5.387-XHW	60
VIB 5.314-1	13	VIB 5.388-HW	20
VIB 5.314-1E	11	VIB 5.388-XHW	62
VIB 5.314-2	15	VIB 5.422	30
VIB 5.315-FM	53	VIB 5.430-2	45
VIB 5.315-REC	9	VIB 5.431	32
VIB 5.316-BAL	9	VIB 5.432-2	31
VIB 5.317-B	75	VIB 5.433	33
VIB 5.318-E	10, 11, 76	VIB 5.433-X	69
VIB 5.319-ODS	9, 53	VIB 5.434	33
VIB 5.320-INT	21	VIB 5.436	27
VIB 5.322	63	VIB 5.437-2,9	27
VIB 5.323	63	VIB 5.437-5	27
VIB 5.324-SET	23	VIB 5.438-0,5	30
VIB 5.325	22	VIB 5.443	31
VIB 5.328	24	VIB 5.444-5	28
VIB 5.329-X	64	VIB 5.449	35
VIB 5.330 MEM	43, 76	VIB 6.142 R	10
VIB 5.330 MUSB	42, 43	VIB 6.142 RSET	17
VIB 5.330 SUSB	42, 43	VIB 6.655	41
VIB 5.330-UNV	66	VIB 6.670	26
VIB 5.330-USB	43, 76	VIB 8.115	13
VIB 5.332	34	VIB 8.746-VS	38
VIB 5.332-X	68	VIB 8.970	10, 56
VIB 5.333	39	VIB 8.981	46, 72
VIB 5.336	40	VIB 8.981-DR	46, 72
VIB 5.338	66	VIB 8.982	46, 72
VIB 5.339	29	VIB 8.986	47
VIB 5.341	36	VIB 9.631.G	11
VIB 5.342	36	VIB 9.805.G	54
VIB 5.343	36	VIB 9.806.G	54
VIB 5.344	36		

PRÜFTECHNIK
Condition Monitoring
Oskar-Messterstr. 19-21
85737 Ismaning, Germany
www.pruftechnik.com
Tel.: +49 8999616-0
Fax: +49 8999616-300
eMail: info@pruftechnik.com



Printed in Germany LIT.53.700.12.2013.EN
VIBXPERT®, VIBCODE®, OMNITREND® are registered trademarks of
PRÜFTECHNIK Dieter Busch AG. PRÜFTECHNIK products are the sub-
ject of patents granted and pending throughout the world. Contents
subject to change without further notice, particularly in the interest
of further technical development. Reproduction, in any form whatso-
ever, only upon express written consent of PRÜFTECHNIK.
© Copyright 2011 by PRÜFTECHNIK AG

Productive maintenance technology